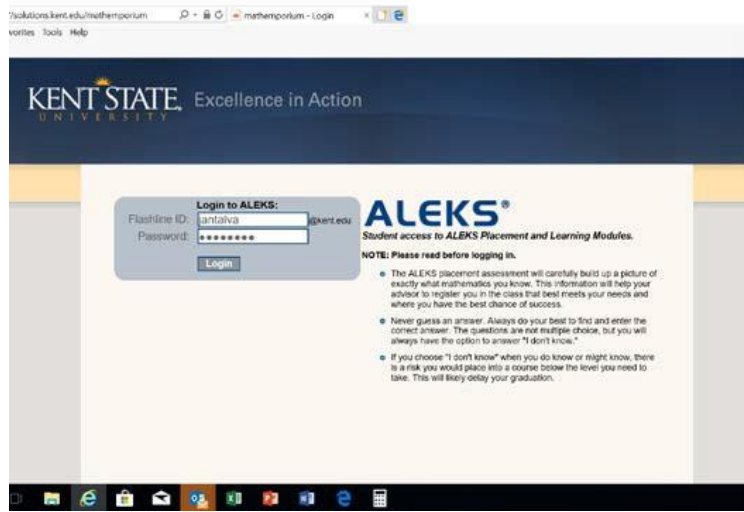
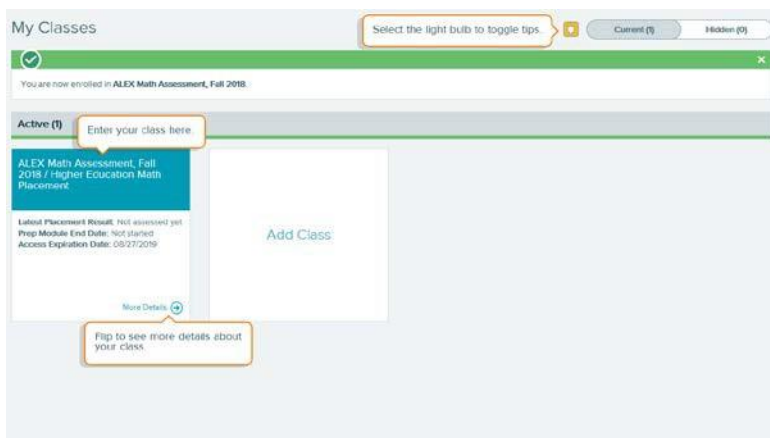


Accessing the Learning Modules

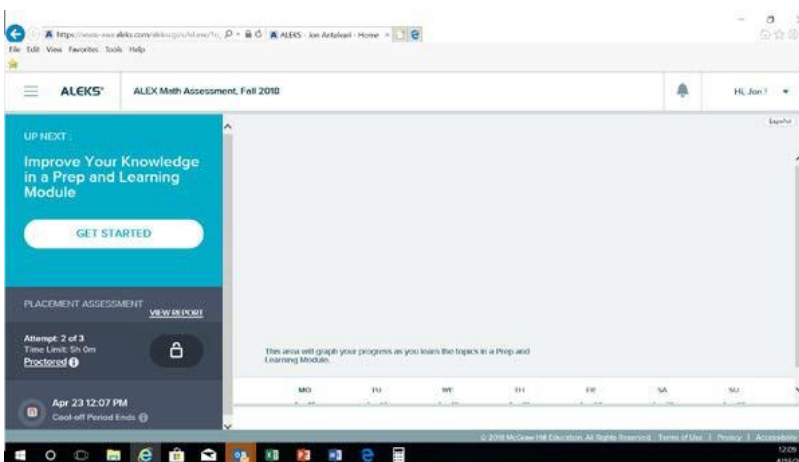
Follow these steps to access the Learning Modules:



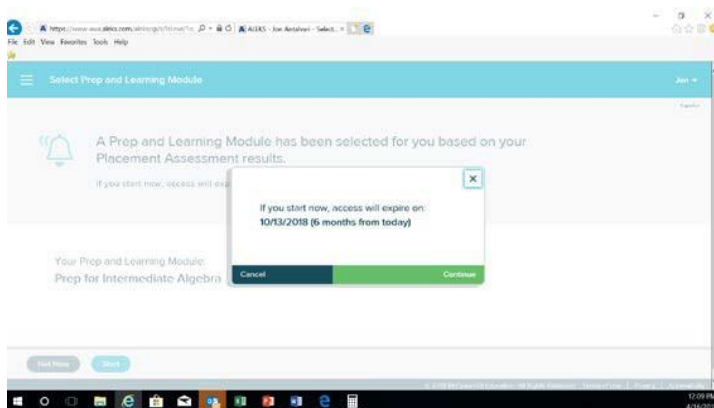
1. Login to ALEKS through your FlashLine account by clicking: Student > Resources > Placement Assessments> at left hand panel of page. Scroll to the 2nd link under Math, click “Take the ALEKS Mathematics Placement Assessment, and Access Learning Modules”.



2. Click “ALEKS Math Assessment/Higher Education Math Placement”.



3. Click “Get Started”.



4. The following access expiration message will appear. Click “Continue”.



5. You are now ready to start your Prep and Learning Module. Click “Continue”.

Follow the prompts in the Prep and Learning Module by clicking on “Start My Path”. Progress assessments will measure your understanding of the assessment topics as you advance through the modules.

Reminder: while students are required to work in the modules prior to reassessment, they are encouraged to achieve 80% mastery of their ALEKS pie chart topics.

