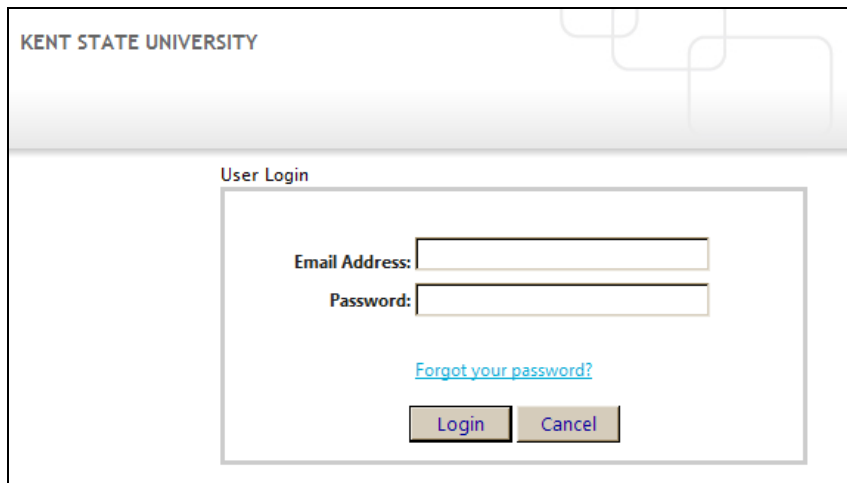


How to RECOVER your evaluation password (returning users)

1. Access the following link to get to the log-in site:
<https://videsktop.kent.edu/viEvalHomepage/login.aspx>



KENT STATE UNIVERSITY

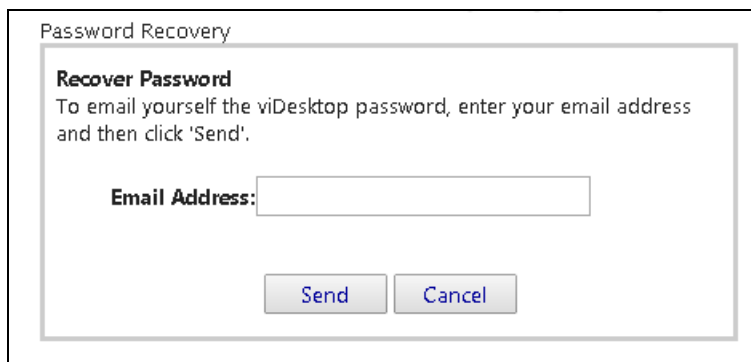
User Login

Email Address:

Password:

[Forgot your password?](#)

2. Select "**Forgot your password?**". You will be redirected to the "Password Recovery" screen.



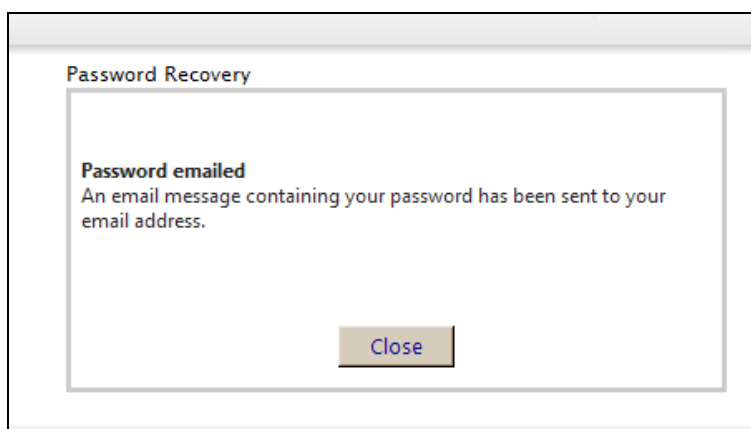
Password Recovery

Recover Password

To email yourself the viDesktop password, enter your email address and then click 'Send'.

Email Address:

3. Enter your entire email address {Example: kswatson@kent.edu} in Email Address box. Select 'Send'.
4. The following message will appear letting you know to check your email.

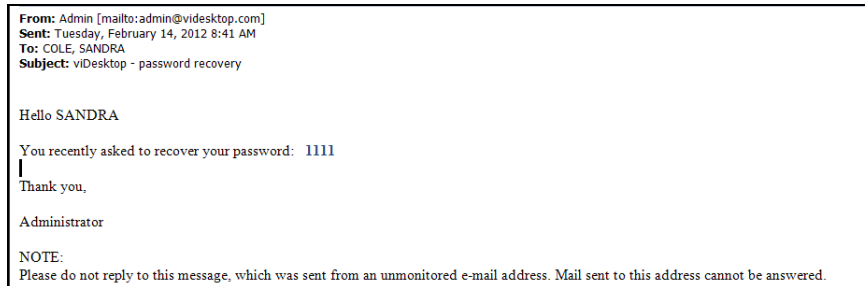


Password Recovery

Password emailed

An email message containing your password has been sent to your email address.

5. You will receive an email from **Admin@videsktop.com** immediately with your previously established password. Keep in mind that your password for the evaluation process may be different than your FLASHWord. The passwords are unrelated and do not 'sync'.



6. Close the "Password Recovery" window by selecting "close". You will be directed back to the login screen.
7. Enter your user name (**without @kent.edu**) and password from your email. Example below.

The image shows a "User Login" window with the following elements:

- Email Address:** A text input field containing "scole3".
- Password:** A text input field containing four asterisks "****".
- [Forgot your password?](#): A blue, underlined link.
- Login**: A button.
- Cancel**: A button.

8. Select **"Login"** to be directed to your evaluation homepage.