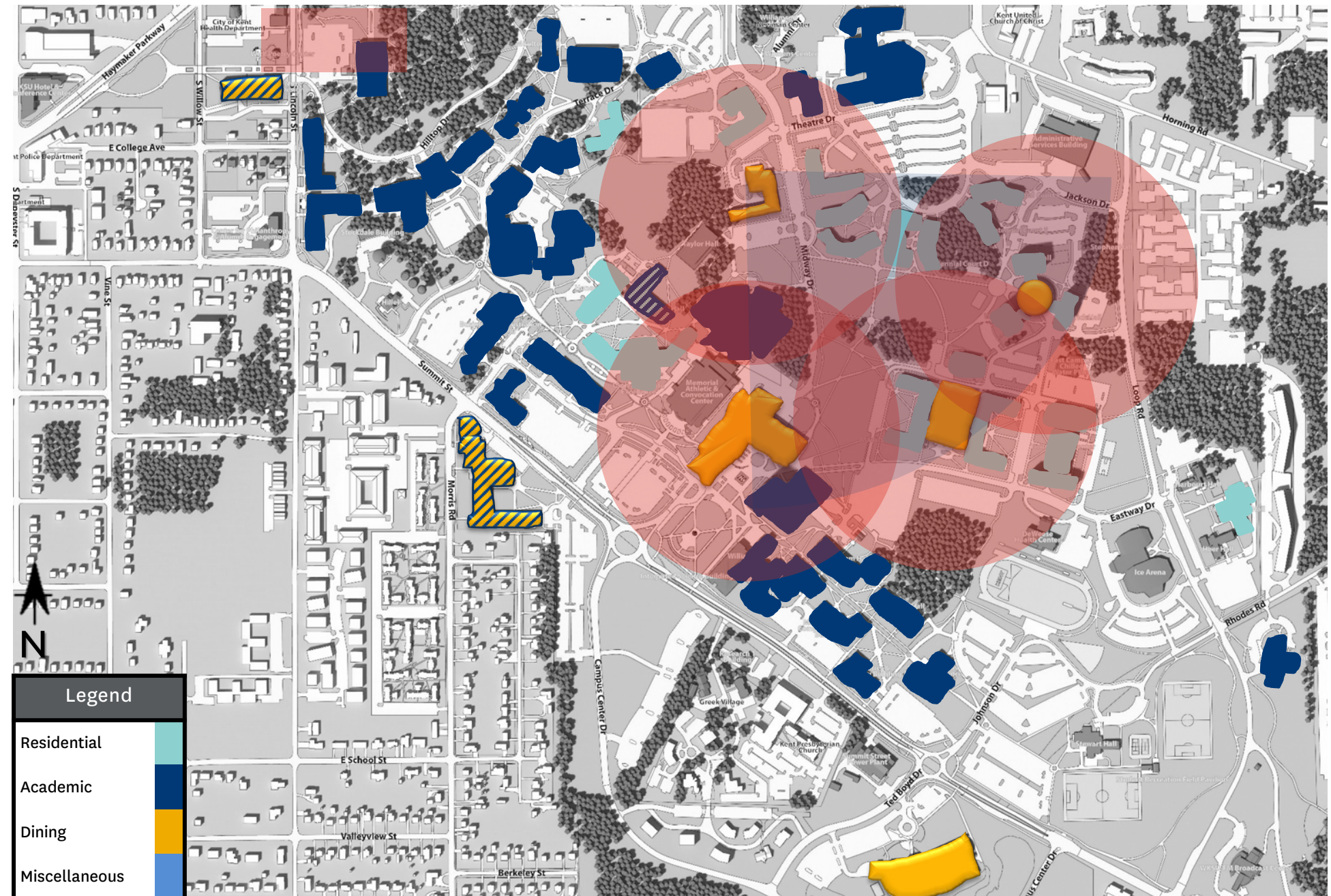


Dining Survey and Demand

Students expect dining locations to be convenient and accessible.

3-minute walk

Industry standard indicates that students tolerate a 3-5 minute walk.



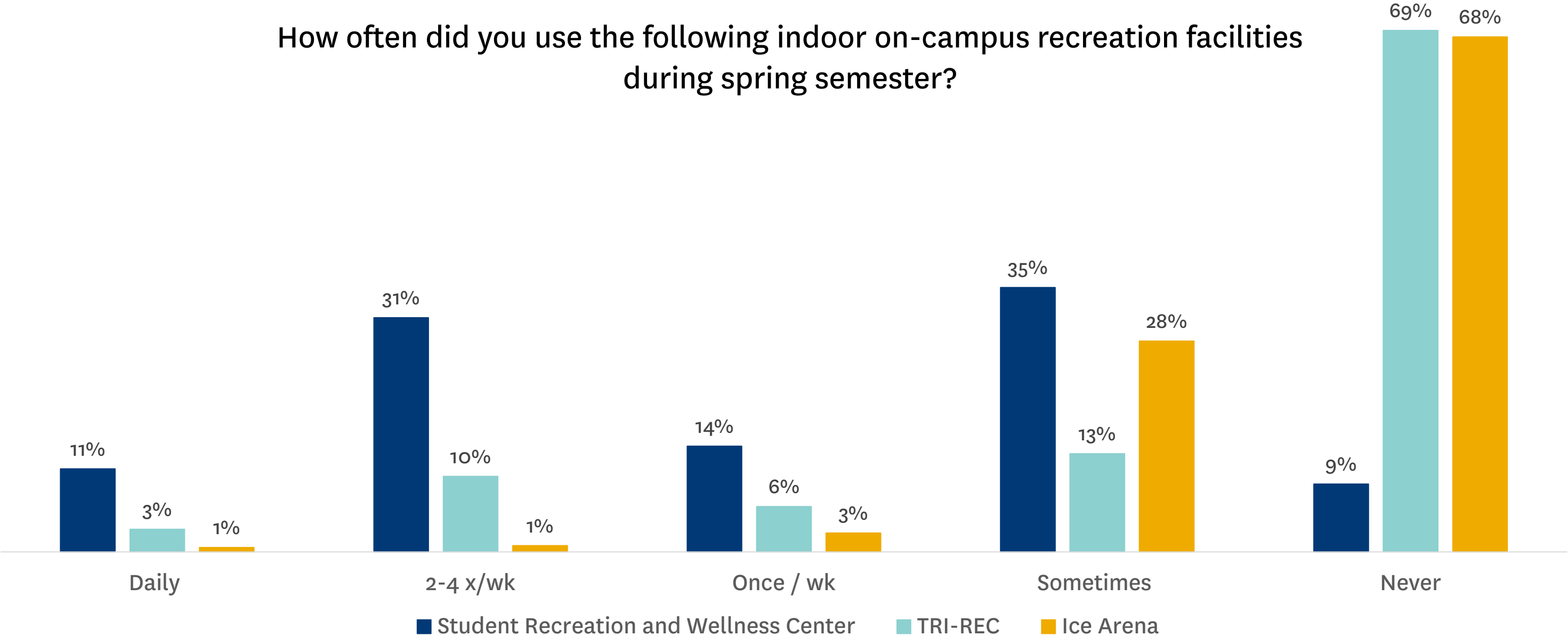
Notes: Cross-stitched shading represents mixed-use or dual purpose buildings. Dining represents locations where meals can be purchased (i.e. not just coffee/drinks).
Source: Kent State University, Spring 2017 Q72, N=2,312. Kent State University Campus Map.

Recreation & Wellness Survey Analysis



Nearly half of students utilize the Student Recreation and Wellness Center 2 or more times per week

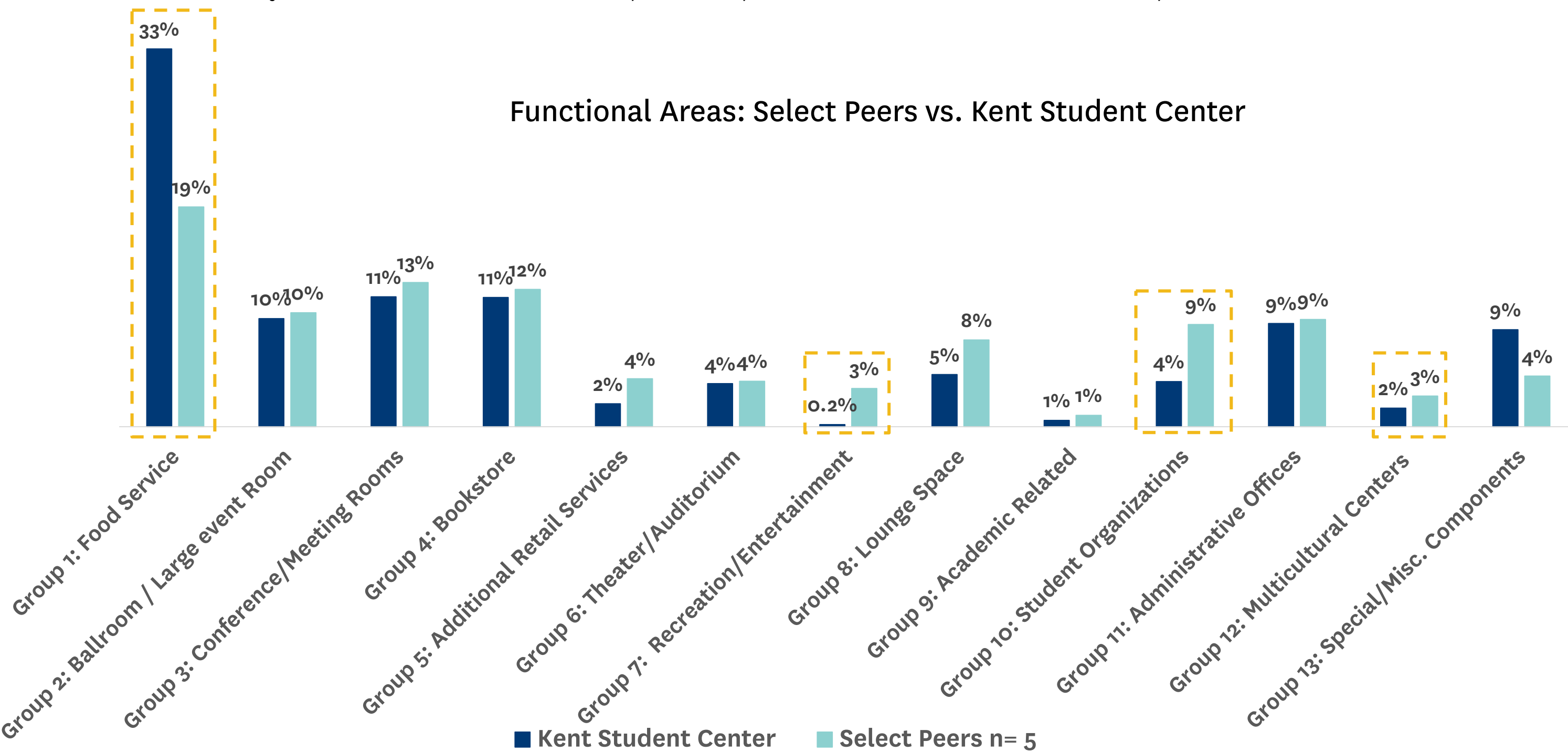
How often did you use the following indoor on-campus recreation facilities during spring semester?



Notes: Note due to limited access to the TRI-REC facility, a high number of responses will reflect never participating.
Source: Kent State University, Spring 2017: Q. 120 - Q. 122 n=1207

Student Center Benchmark Analysis

Kent Student Center’s food service is oversized compared to peers, recreation and academic spaces are undersized.



Housing Survey Analysis

Graduate survey respondents indicated cost and kitchen as top housing factors.

Graduate students prioritize cost and convenient in-unit amenities when deciding where to live.

Safety and security also noted as a top decision factor.

Top Ten Housing Decision Factors		
	Cost of Rent and Utilities	92%
	Availability of a Kitchen	82%
	Safety and Security Features	78%
	Availability of Convenient Laundry Facilities	78%
	Proximity to My Work	76%
	Unit Type	74%
	Availability of a Quiet Place to Study	74%
	Availability of a Private (Single) Bedroom	72%
	Availability of a Private Bathroom	72%
	Proximity to Classes	67%

Notes: Decision Factors include both “very important” and “important” responses.
Source: Kent State University, Spring 2017 Q 19 – Q 38 N=571 (approximate count)