

# How to access ALEKS Math Placement Test

## 1. LOG IN TO FLASHLINE

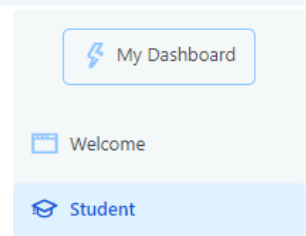
**WEBSITE:** [www.flashline.kent.edu](http://www.flashline.kent.edu)

**USERNAME:** FlashLine username

**PASSWORD:** FlashLine password

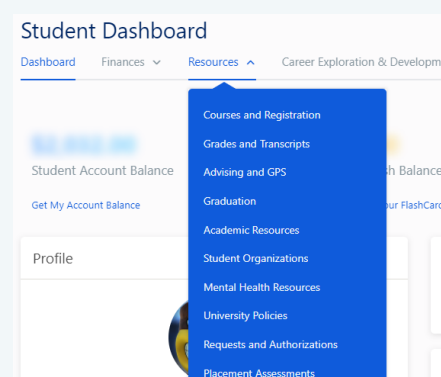


## 2. SELECT "STUDENT" ON THE LEFT TAB



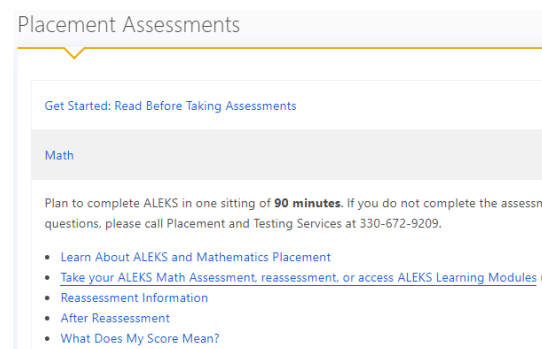
## 3. HOVER OVER "RESOURCES"

Select "Placement Assessments"



## 4. SELECT "MATH"

Select "Take your ALEKS Math Assessment, reassessment, or access ALEKS Learning Modules"



## 5. TAKE PLACEMENT TEST

Enter assessment by choosing "ALEKS Math Assessment"

### Reminders:

- Do not use a calculator or outside resources
- Once you start the assessment, you have 48 hours to complete it
- Your score does not reflect a percentage
- Once completed, you'll have access to an individualized study plan in the learning modules and may reassess if desired

