

Registration Without Your Member ID





How to Register on Caremark.com

- If you wish to register with no member ID, choose 'Don't have either of these'
- Click 'Continue'

CVS/caremark™ [Sign In](#)

Register for an account

Your privacy is important to us. Our employees are trained regarding the appropriate way to handle your private health information.

▼ [Read more](#)

My registration choice ☐

☒ Prescription number (Mail Rx #)

☐ Member ID

[Continue](#)

[Don't have either of these?](#)

Proceed to enter all your info. >

[Registration help](#)



Registering Without Your Member ID

Complete the Form

CVS/caremark

1

2

3

Registration - Step 1 of 3: Enter information

All fields are required, except for those marked optional.

Choose an option

Have no ID

▼

First name

First name

Enter your full first name, not a nickname

Last name

Last name

Enter your full last name.

Date of birth

MM/DD/YYYY

MM/DD/YYYY

Street address

Street address

(Avoid using &, <, or >.)

Street address 2 (optional)

Street address

(Avoid using &, <, or >.)

ZIP code

ZIP code

Gender:

☐ Female

☐ Male

Continue



Registering Without Your Member ID

CVS/caremark™

1 — 2 — 3

Registration - Step 2: Validate
We take your privacy seriously, so we ask a third party to help us confirm your identity before you register. Please answer the following questions.
You may try again [with ID](#)

In what STATE was your SOCIAL SECURITY NUMBER issued?

☐ NH
☐ TN
☐ TX
☐ RI
☐ NONE OF THE ABOVE

Which of the following PROPERTIES have you PREVIOUSLY or CURRENTLY owned?

☐ 3134 GLENN RD
☐ 3191 HENLOWE WALK
☐ 1951 KINGSTON LN W
☐ 9046 FOXCROFT CENTER CTR
☐ NONE OF THE ABOVE

Which of the following is/was your PHONE NUMBER?

☐ 631-9895
☐ 290-1189
☐ 577-8233
☐ 331-5721
☐ NONE OF THE ABOVE

Continue

- You will now be asked three questions, designed by a 3rd party privacy company. These questions require answers that likely only you will know and will confirm your identity. Sample questions include:
 - In what state was your Social Security number issued?
 - Which of the following was a previous phone number?
- Correctly answering these questions, together with the personal information that you entered, confirms your identity



Registering Without Your Member ID

CVS/caremark™

1

2

3

Registration Step 2: Setup Profile

For: Car Feb ✓ (verified)

Email Address

► What we do with your email address

Password

Password SHOW

Must contain 8 characters, at least 1 uppercase letter, at least 1 lowercase letter and no special characters

Confirm Password

Confirm Password SHOW

Must contain 8 characters, at least 1 uppercase letter, at least 1 lowercase letter and no special characters

Security Question 1

What is your mother's maiden name - Q2? ▼

Security answer

Security answer

Must contain at least 3 characters, and not match your username or password

To complete your registration process simply enter your email address, create a password, and set a couple of security questions to help ensure that you can get back in should you ever forget your information.

Security Question 2

What is the name of your college - Q3? ▼

Security answer

Security answer

Must contain at least 3 characters, and not match your username or password

☐ Yes, I want to receive text notifications

☐ I want to opt in to paperless options.

► What is paper-less options?

☐ I agree to the **Terms & Conditions**

Register

You can also select to receive text notifications instead of email, and choose paperless options

(More details on next screen.)



Registering Without Your Member ID

Having Issues?

- A message will display that will provide advice
- You can also click on the 'Registration Help' button for additional information or to connect to Customer Care

Help | Español


CVS/caremark™

Sign In

Register for an account

Your privacy is important to us. Our employees are trained regarding the appropriate way to handle your private health information.

▼ Read more


 **We're sorry.**
We couldn't process the request. Please select the following options to proceed.

My registration choices

☐ Prescription number (Mail Rx #)

☐ Member ID

Continue

[Registration help](#)



How to Receive Text Alerts

- At the end of the registration process, you can choose to receive notifications about your medications by text
- You can also choose to go paperless

HOW TO CHOOSE TEXT ALERT

☒ Yes, I want to receive text notifications

Mobile Phone

555-555-5555

By checking this box, I agree to receive text messages from or on behalf of CVS Caremark about my prescriptions, health and plan information, and marketing opportunities at this phone number. Consent is not a condition of purchase and may be revoked at any time. Your carrier's message and data rates apply. View full **SMS Terms and Conditions**.

HOW TO CHOOSE PAPERLESS

☒ I want to opt in to paperless options.

▼ What is paperless options?

Paperless options include Medication Guides and may include Explanations of Benefit (EOB) statements.

Here are a few benefits:

View, print and download at any time
Store them securely online.
Cut down on clutter.

A Medication Guide provides FDA-approved information about safe and effective use of a drug to help you avoid serious side effects.



An Explanation of Benefits (EOB) is a record of your prescription claims that have been processed for the month.

(Note: You may go back to receiving paper statements at any time by updating your preferences.)



Registering Without Your Member ID

And you are now registered!



Congratulations C

You have successfully registered your account.

You will be automatically logged into your prescriptions dashboard after a few moments. Thank you for your patience.

Copyright © 2017 CVS/caremark. All rights reserved | [Terms and Conditions](#) | [Privacy Policy](#) | [Accessibility](#) | [Member Rights & Responsibilities](#)