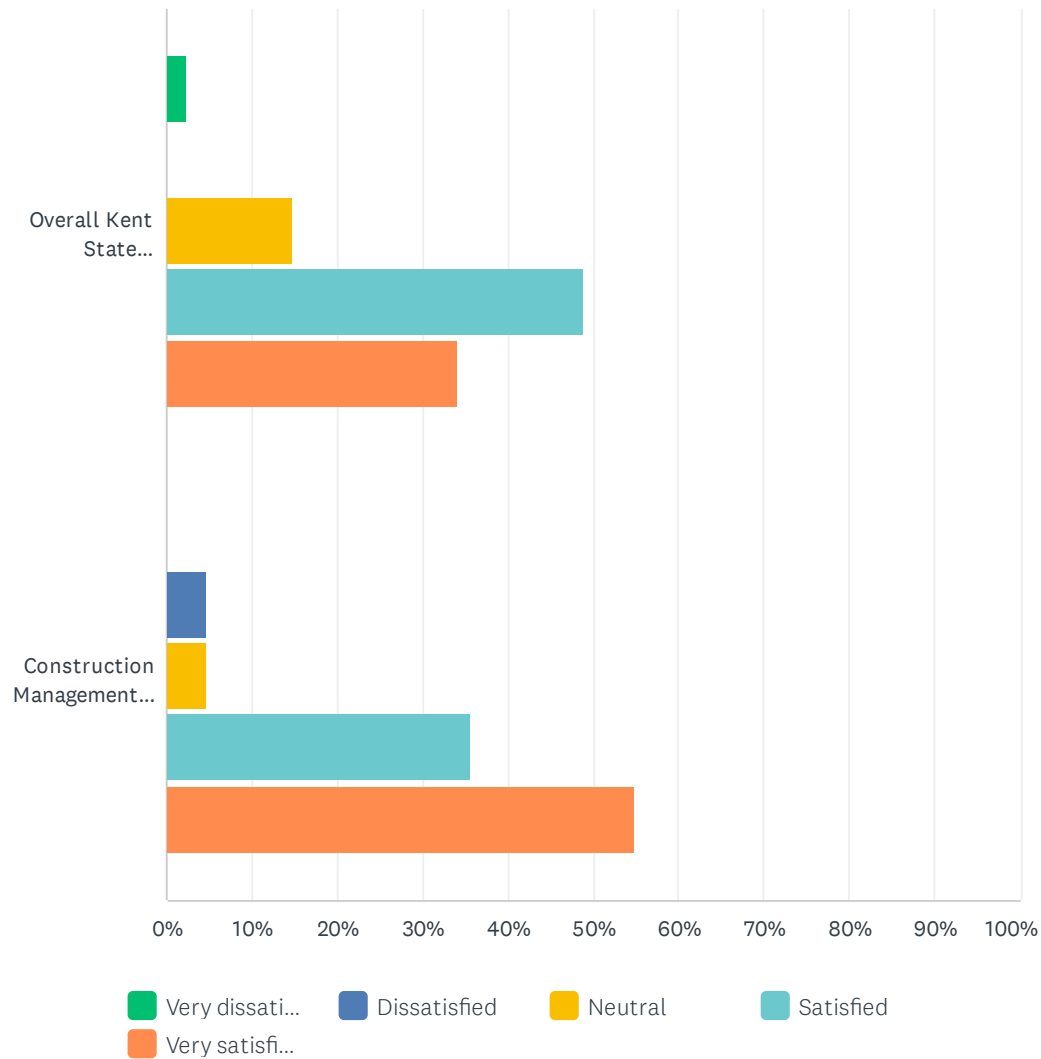


Q1 How satisfied are you with your academic experience?

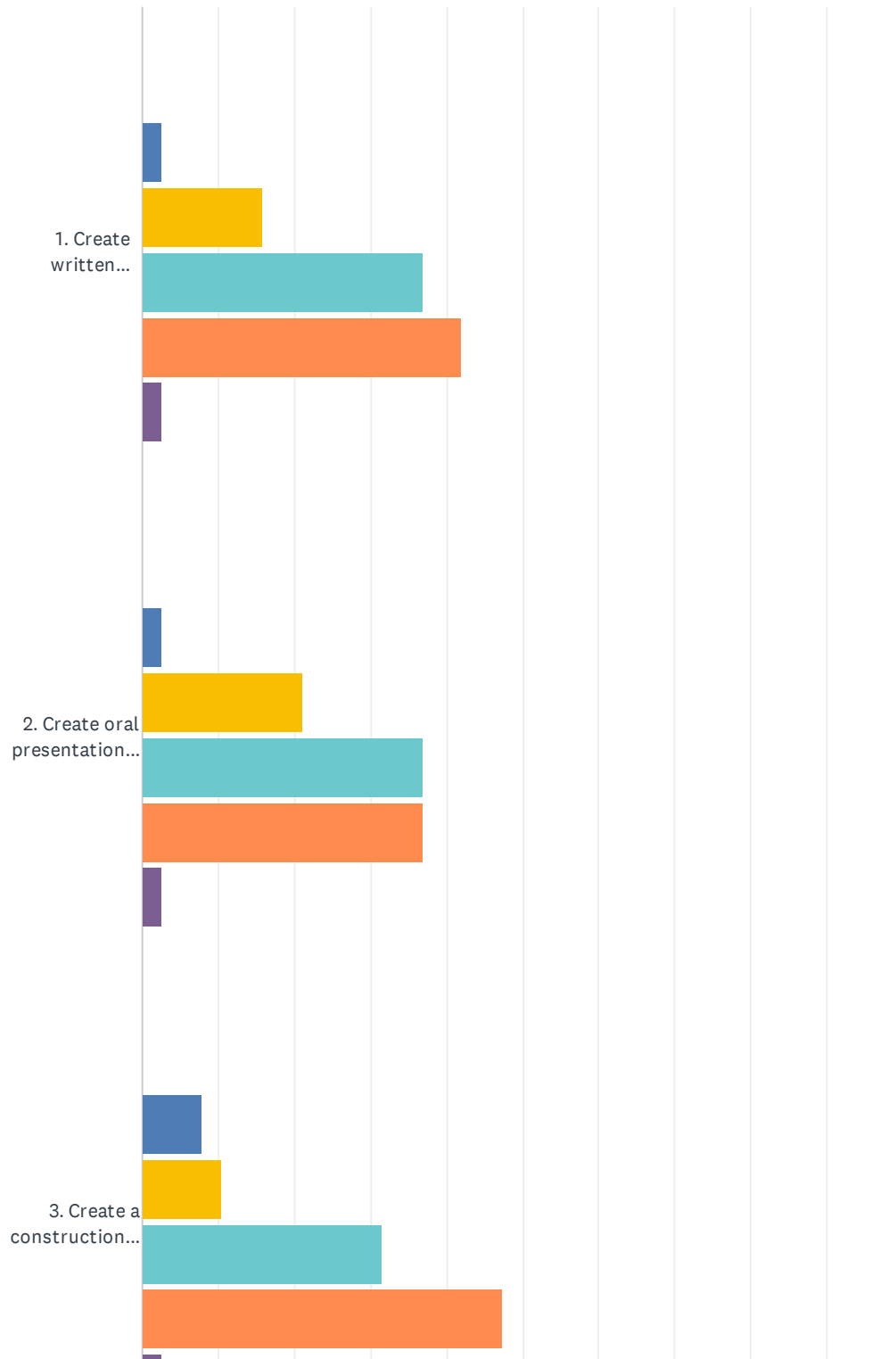
Answered: 42 Skipped: 0



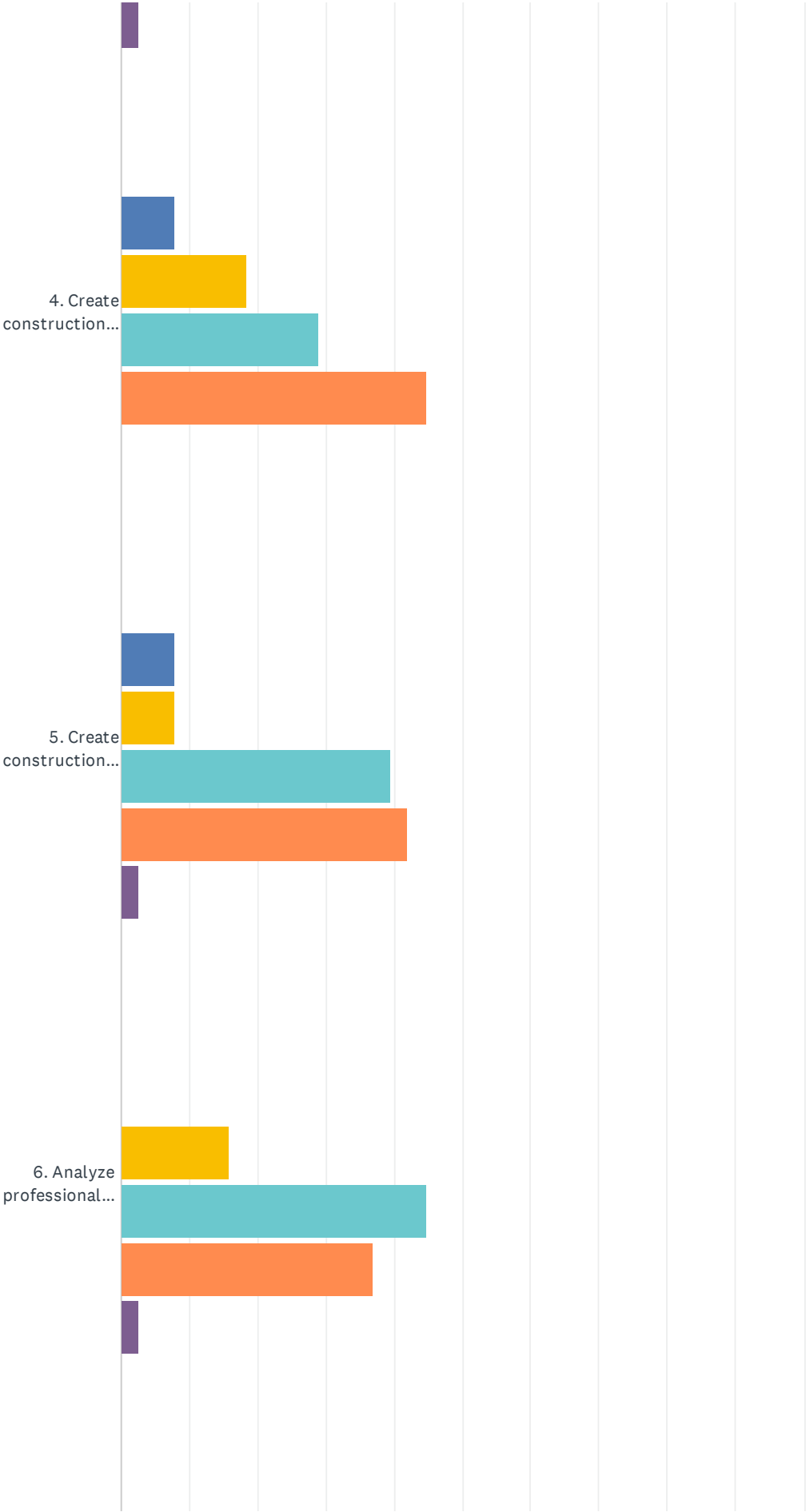
| | VERY DISSATISFIED | DISSATISFIED | NEUTRAL | SATISFIED | VERY SATISFIED | TOTAL |
|--|-------------------|--------------|-------------|--------------|----------------|-------|
| Overall Kent State University experience | 2.44% 1 | 0.00% 0 | 14.63% 6 | 48.78% 20 | 34.15% 14 | 41 |
| Construction Management Program experience | 0.00% 0 | 4.76% 2 | 4.76% 2 | 35.71% 15 | 54.76% 23 | 42 |

Q2 We strive for 20 different student learning outcomes for Construction Management students. These outcomes are used by ACCE as part of our program's accreditation. Please specify your level of achievement related to the following student learning outcomes.

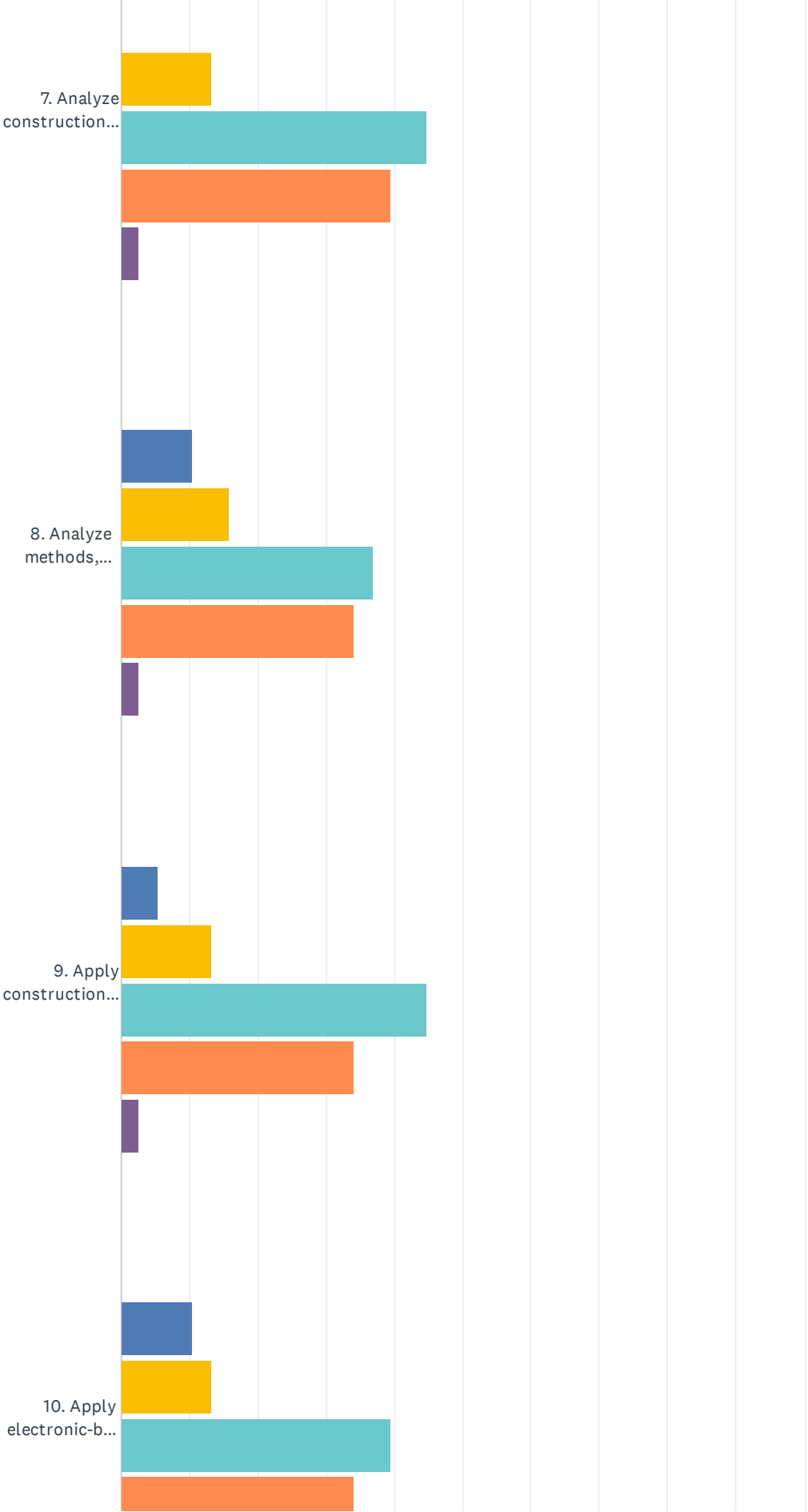
Answered: 38 Skipped: 4



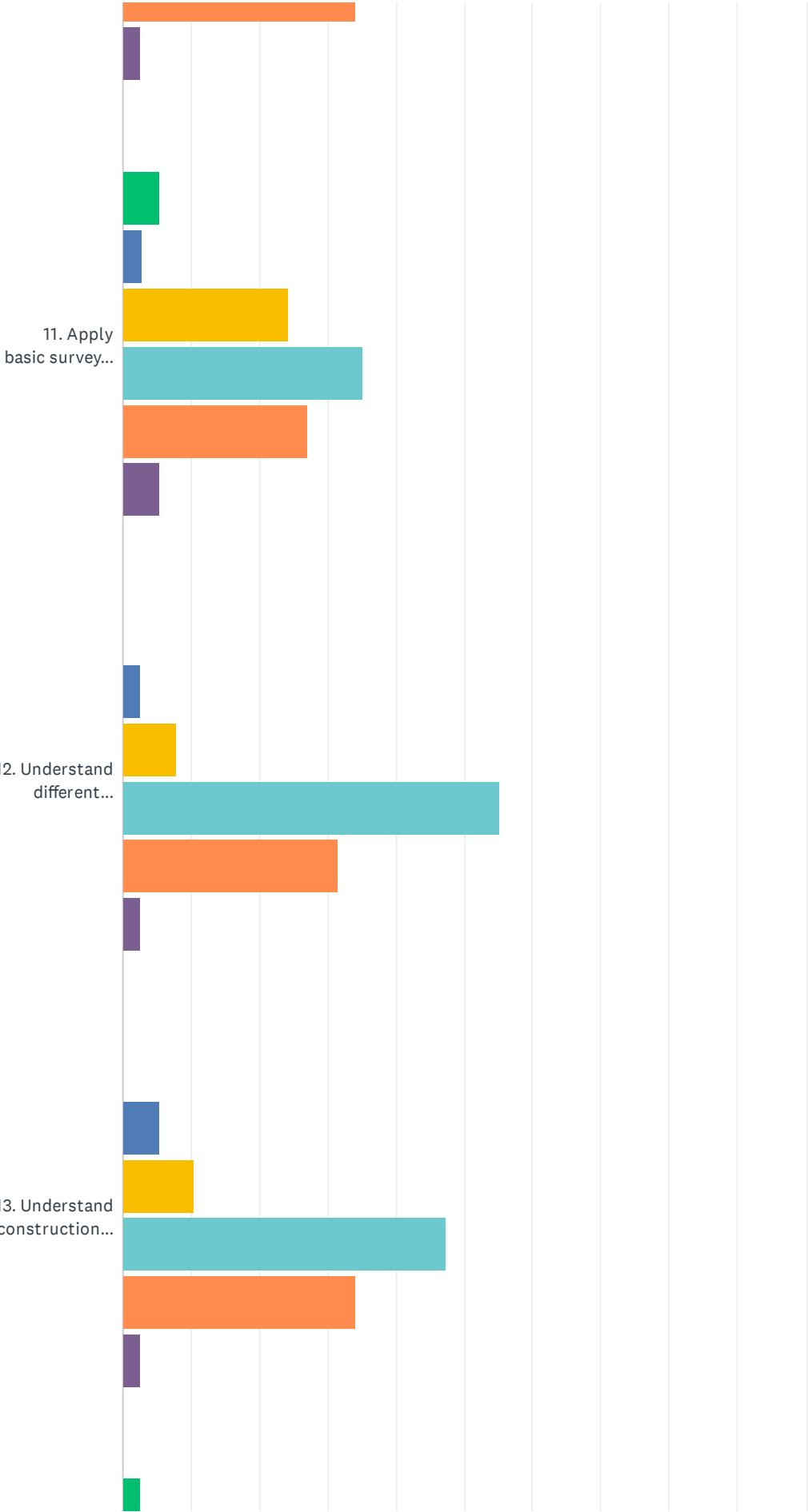
Spring 2022 Construction Management Senior Exit Survey



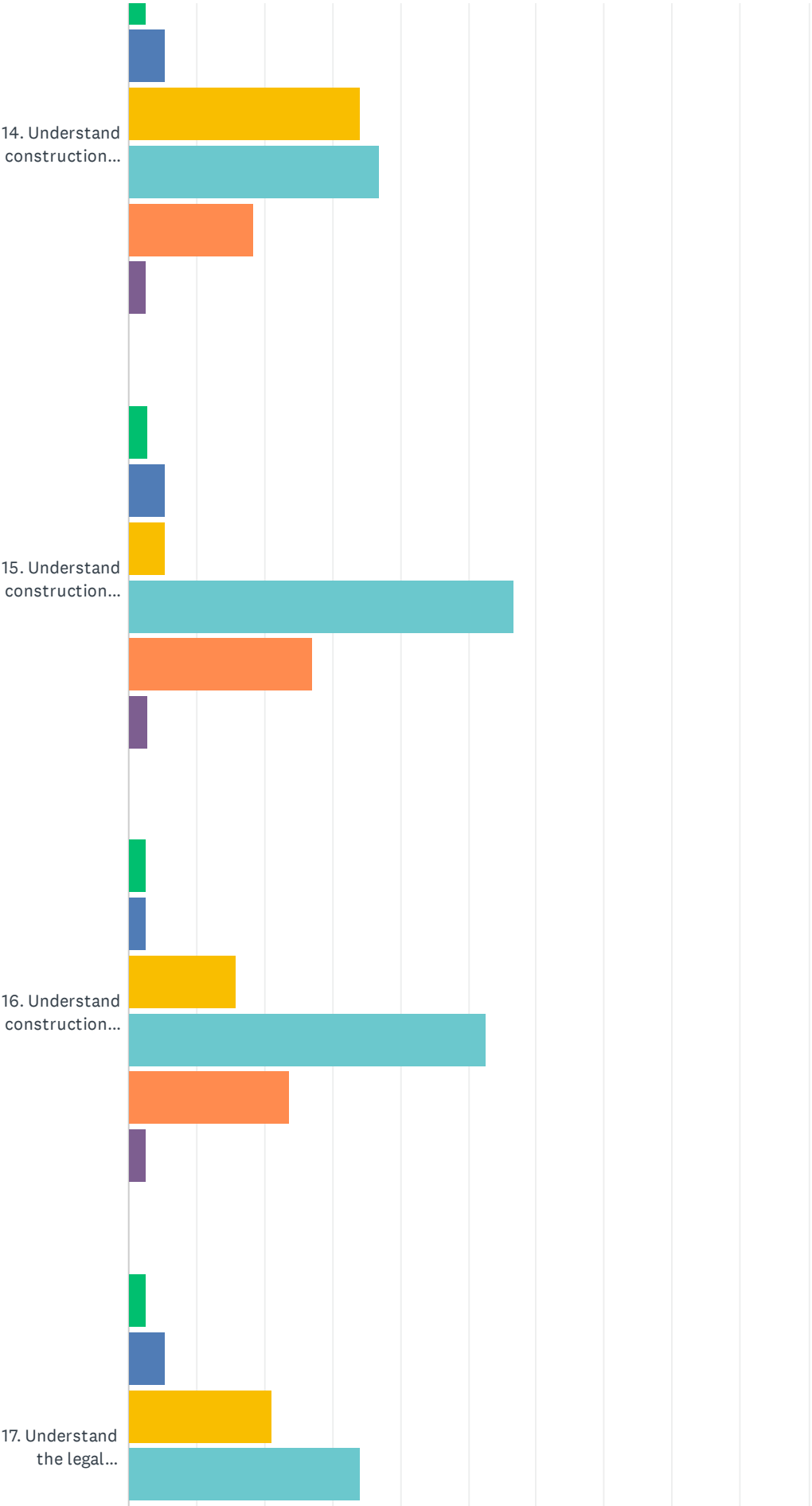
Spring 2022 Construction Management Senior Exit Survey



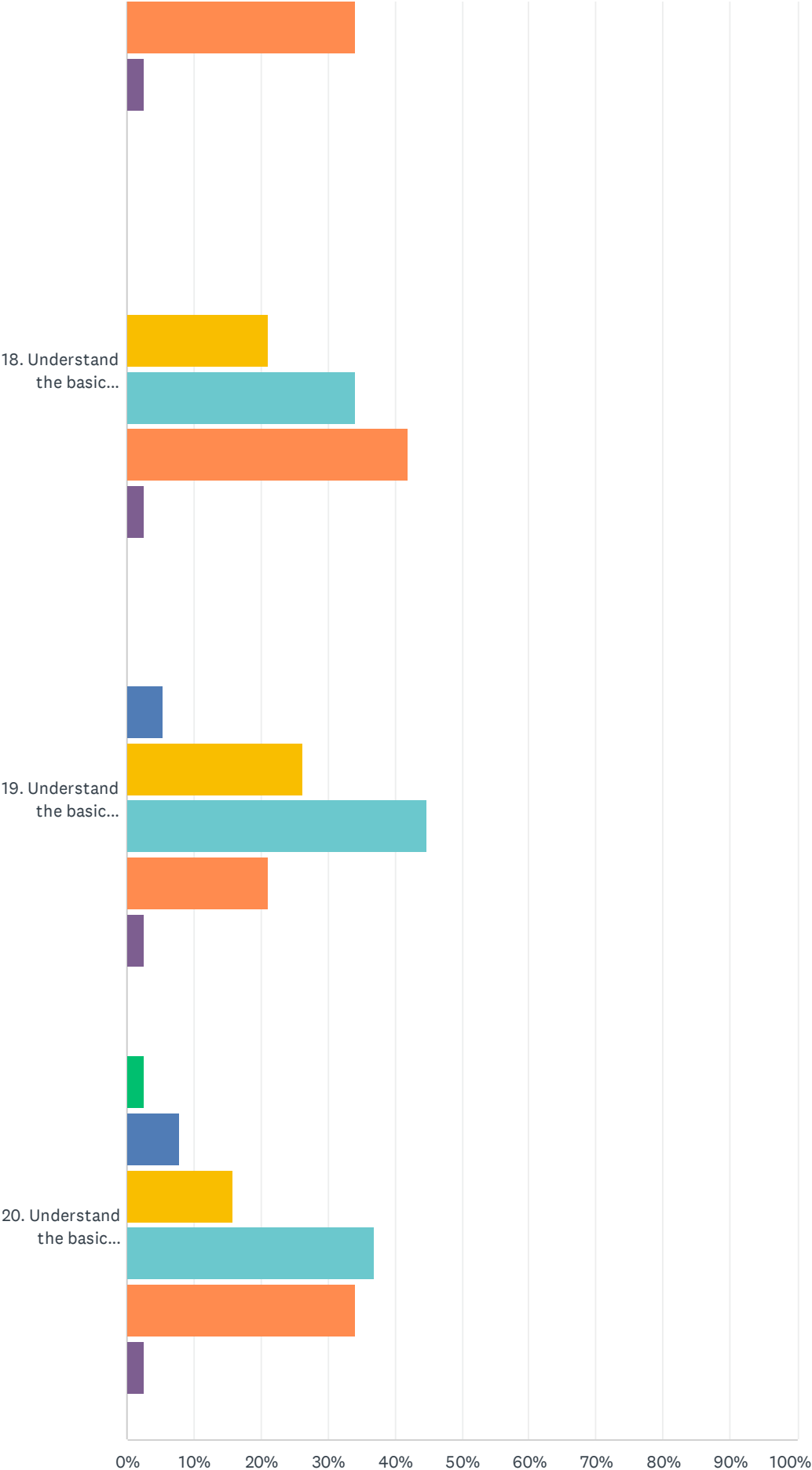
Spring 2022 Construction Management Senior Exit Survey



Spring 2022 Construction Management Senior Exit Survey



Spring 2022 Construction Management Senior Exit Survey



Spring 2022 Construction Management Senior Exit Survey

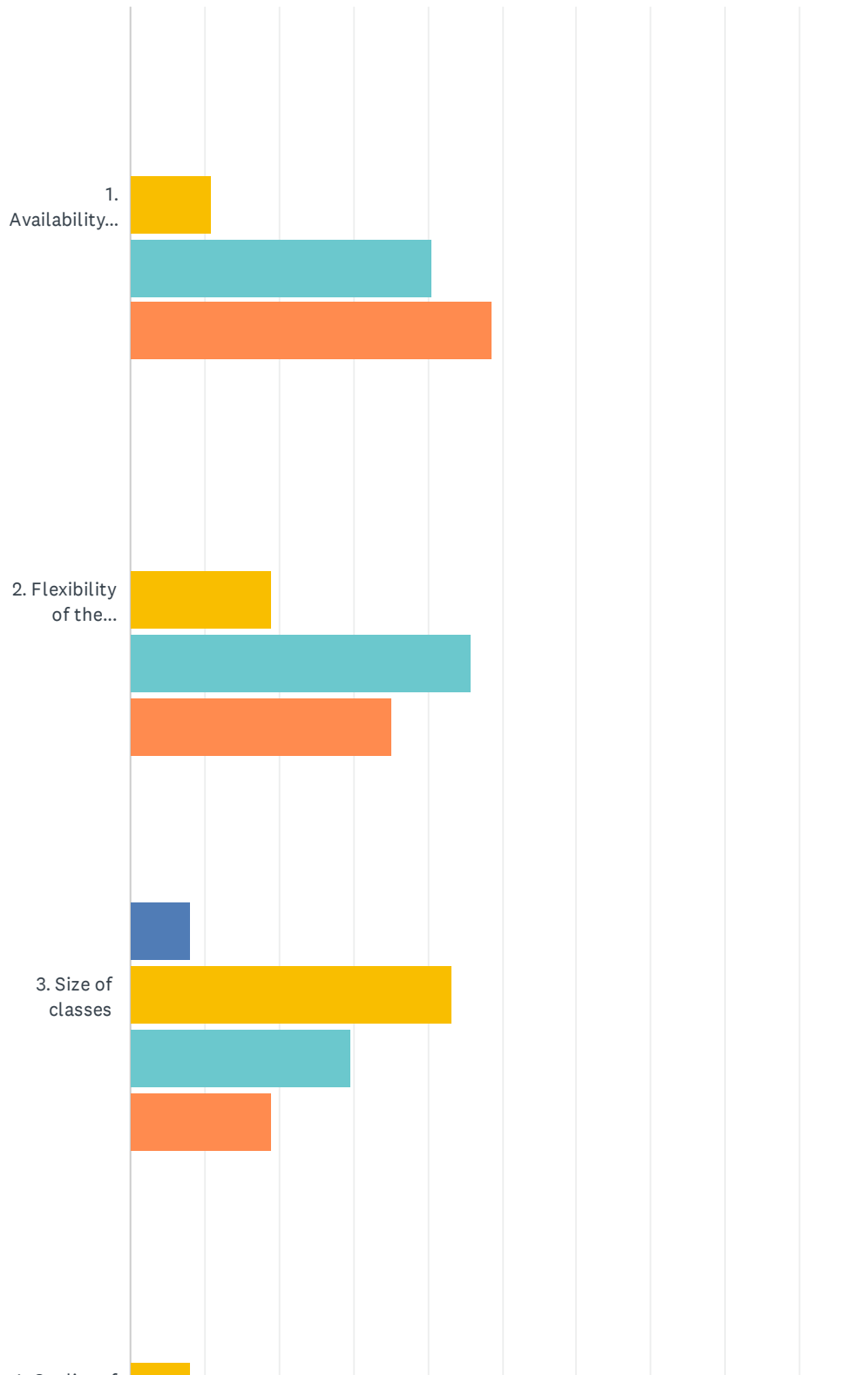


Spring 2022 Construction Management Senior Exit Survey

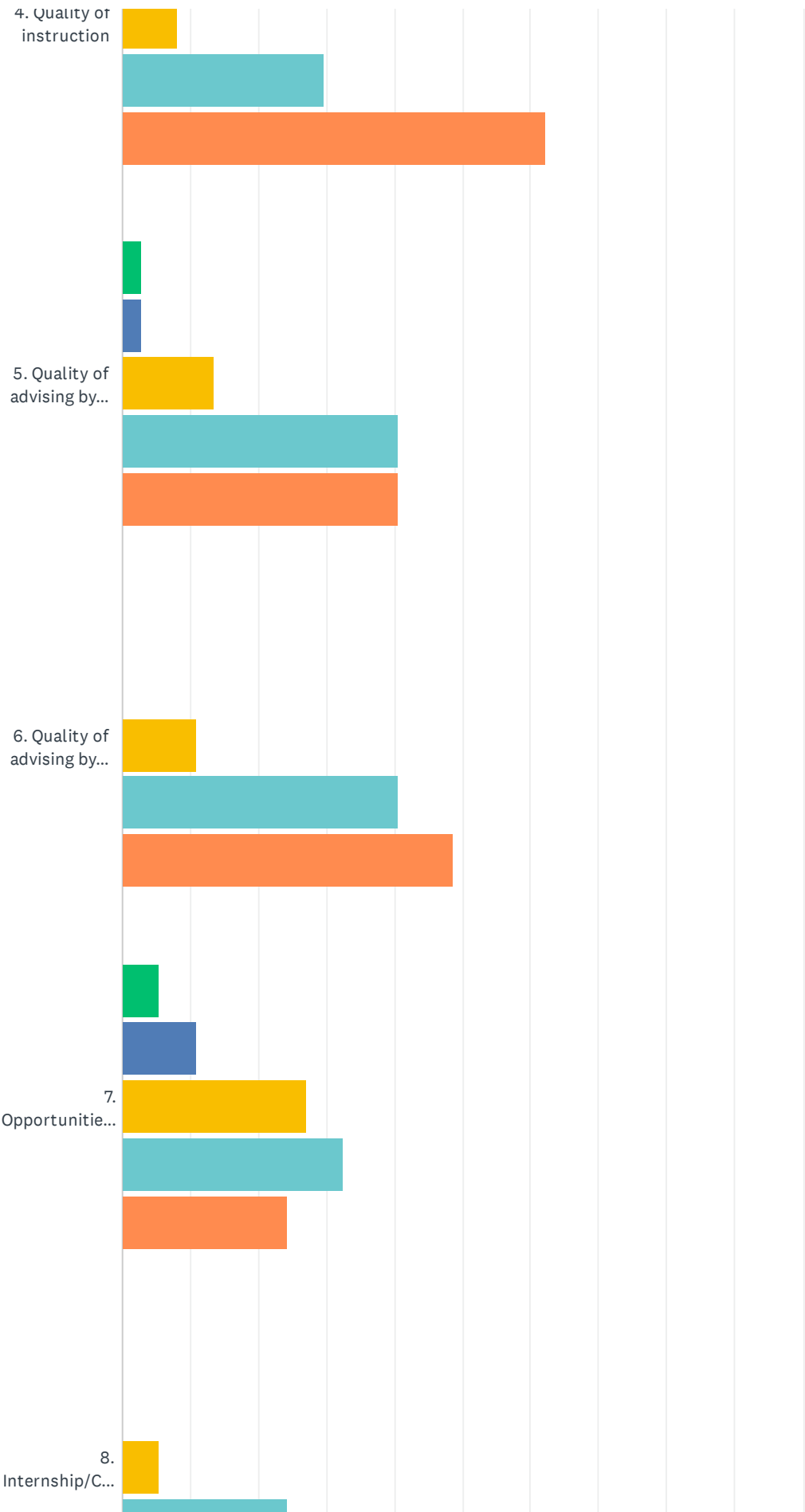
| | VERY LOW | LOW | AVERAGE | HIGH | VERY HIGH | N/A | TOTAL | WEIGHTED AVERAGE |
|--|------------|-------------|--------------|--------------|--------------|------------|-------|------------------|
| 1. Create written communications appropriate to the construction discipline. | 0.00% 0 | 2.63% 1 | 15.79% 6 | 36.84% 14 | 42.11% 16 | 2.63% 1 | 38 | 4.22 |
| 2. Create oral presentations appropriate to the construction discipline. | 0.00% 0 | 2.63% 1 | 21.05% 8 | 36.84% 14 | 36.84% 14 | 2.63% 1 | 38 | 4.11 |
| 3. Create a construction project safety plan. | 0.00% 0 | 7.89% 3 | 10.53% 4 | 31.58% 12 | 47.37% 18 | 2.63% 1 | 38 | 4.22 |
| 4. Create construction project cost estimates. | 0.00% 0 | 7.89% 3 | 18.42% 7 | 28.95% 11 | 44.74% 17 | 0.00% 0 | 38 | 4.11 |
| 5. Create construction project schedules. | 0.00% 0 | 7.89% 3 | 7.89% 3 | 39.47% 15 | 42.11% 16 | 2.63% 1 | 38 | 4.19 |
| 6. Analyze professional decisions based on ethical principles. | 0.00% 0 | 0.00% 0 | 15.79% 6 | 44.74% 17 | 36.84% 14 | 2.63% 1 | 38 | 4.22 |
| 7. Analyze construction documents for planning and management of construction processes. | 0.00% 0 | 0.00% 0 | 13.16% 5 | 44.74% 17 | 39.47% 15 | 2.63% 1 | 38 | 4.27 |
| 8. Analyze methods, materials, and equipment used to construct projects. | 0.00% 0 | 10.53% 4 | 15.79% 6 | 36.84% 14 | 34.21% 13 | 2.63% 1 | 38 | 3.97 |
| 9. Apply construction management skills as a member of a multi-disciplinary team. | 0.00% 0 | 5.26% 2 | 13.16% 5 | 44.74% 17 | 34.21% 13 | 2.63% 1 | 38 | 4.11 |
| 10. Apply electronic-based technology to manage the construction process. | 0.00% 0 | 10.53% 4 | 13.16% 5 | 39.47% 15 | 34.21% 13 | 2.63% 1 | 38 | 4.00 |
| 11. Apply basic surveying techniques for construction layout and control. | 5.41% 2 | 2.70% 1 | 24.32% 9 | 35.14% 13 | 27.03% 10 | 5.41% 2 | 37 | 3.80 |
| 12. Understand different methods of project delivery and the roles and responsibilities of all constituencies involved in the design and construction process. | 0.00% 0 | 2.63% 1 | 7.89% 3 | 55.26% 21 | 31.58% 12 | 2.63% 1 | 38 | 4.19 |
| 13. Understand construction risk management. | 0.00% 0 | 5.26% 2 | 10.53% 4 | 47.37% 18 | 34.21% 13 | 2.63% 1 | 38 | 4.14 |
| 14. Understand construction accounting and cost control. | 2.63% 1 | 5.26% 2 | 34.21% 13 | 36.84% 14 | 18.42% 7 | 2.63% 1 | 38 | 3.65 |
| 15. Understand construction quality assurance and control. | 2.70% 1 | 5.41% 2 | 5.41% 2 | 56.76% 21 | 27.03% 10 | 2.70% 1 | 37 | 4.03 |
| 16. Understand construction project control processes. | 2.63% 1 | 2.63% 1 | 15.79% 6 | 52.63% 20 | 23.68% 9 | 2.63% 1 | 38 | 3.95 |
| 17. Understand the legal implications of contract, common, and regulatory law to manage a construction project. | 2.63% 1 | 5.26% 2 | 21.05% 8 | 34.21% 13 | 34.21% 13 | 2.63% 1 | 38 | 3.95 |
| 18. Understand the basic principles of sustainable construction. | 0.00% 0 | 0.00% 0 | 21.05% 8 | 34.21% 13 | 42.11% 16 | 2.63% 1 | 38 | 4.22 |
| 19. Understand the basic principles of structural behavior. | 0.00% 0 | 5.26% 2 | 26.32% 10 | 44.74% 17 | 21.05% 8 | 2.63% 1 | 38 | 3.84 |
| 20. Understand the basic principles of mechanical, electrical and piping systems. | 2.63% 1 | 7.89% 3 | 15.79% 6 | 36.84% 14 | 34.21% 13 | 2.63% 1 | 38 | 3.95 |

Q3 Listed below are various aspects of the Construction Management Program. How IMPORTANT do you think they are, overall to your career experiences and achieving your career goals?

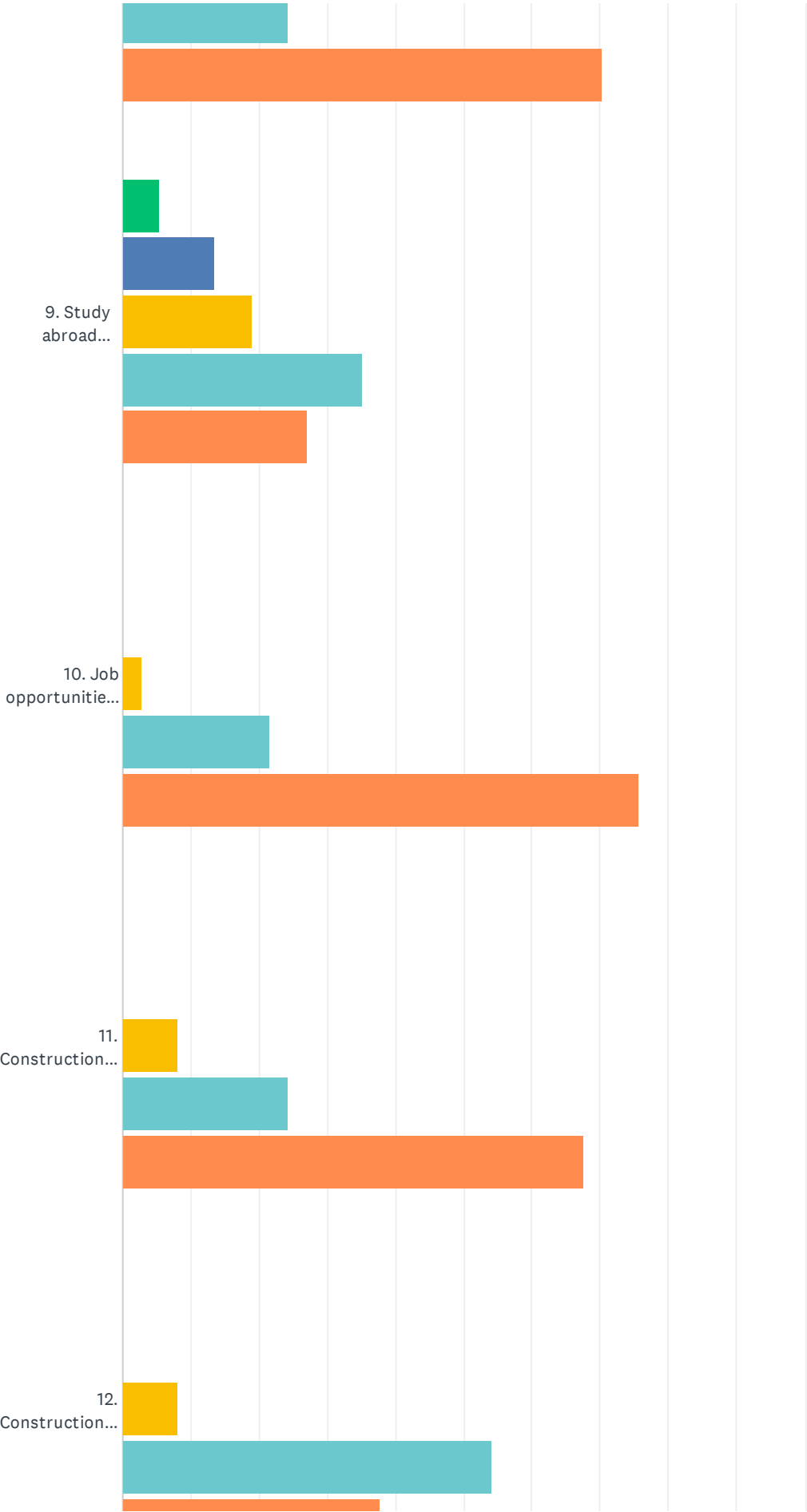
Answered: 37 Skipped: 5



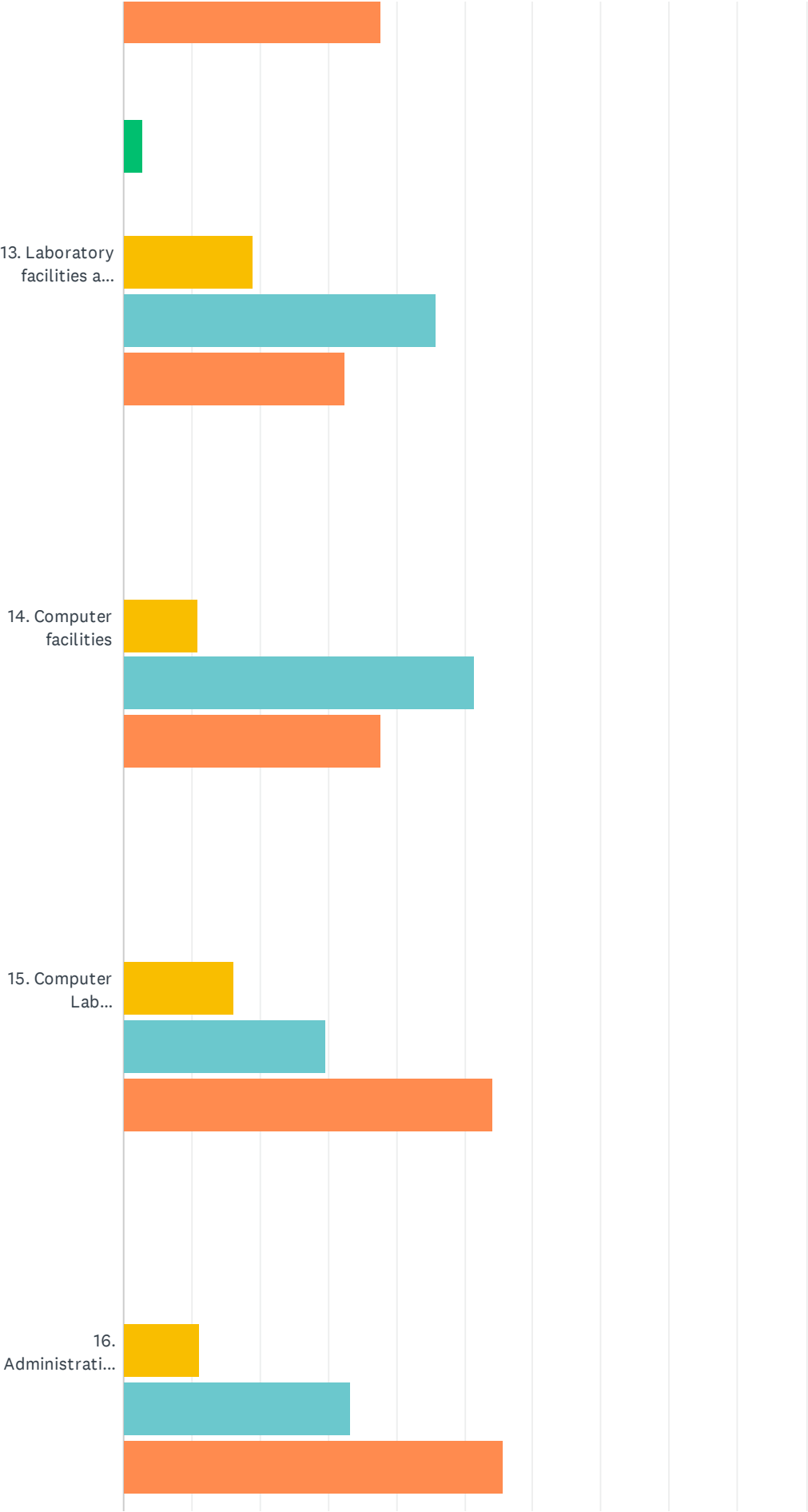
Spring 2022 Construction Management Senior Exit Survey



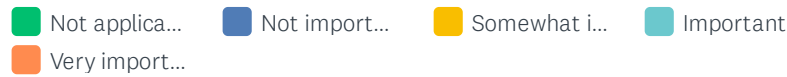
Spring 2022 Construction Management Senior Exit Survey



Spring 2022 Construction Management Senior Exit Survey



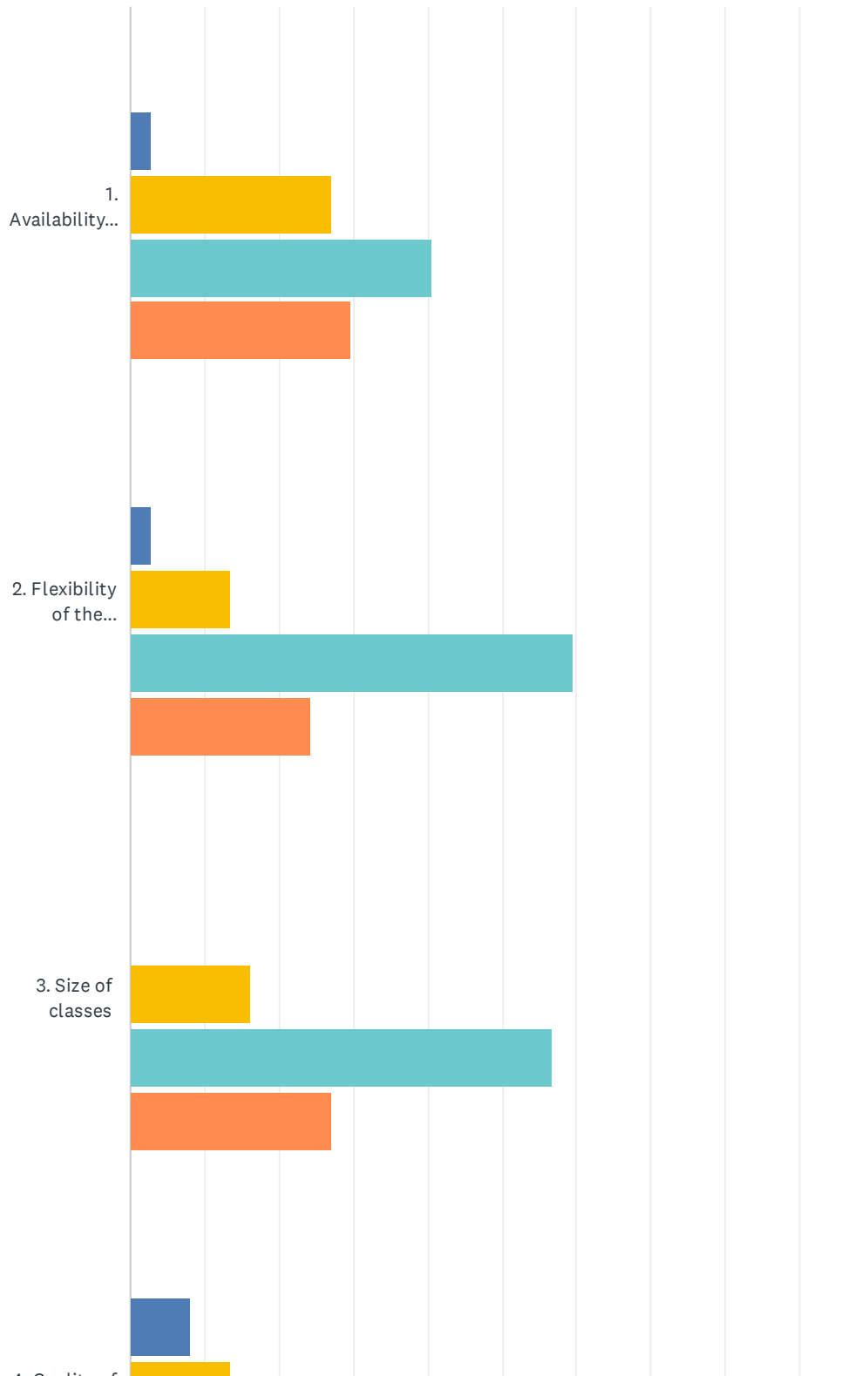
Spring 2022 Construction Management Senior Exit Survey



| | NOT APPLICABLE | NOT IMPORTANT | SOMEWHAT IMPORTANT | IMPORTANT | VERY IMPORTANT | TOTAL |
|---|----------------|---------------|--------------------|--------------|----------------|-------|
| 1. Availability of the courses you wanted to take | 0.00% 0 | 0.00% 0 | 10.81% 4 | 40.54% 15 | 48.65% 18 | 37 |
| 2. Flexibility of the construction management curriculum | 0.00% 0 | 0.00% 0 | 18.92% 7 | 45.95% 17 | 35.14% 13 | 37 |
| 3. Size of classes | 0.00% 0 | 8.11% 3 | 43.24% 16 | 29.73% 11 | 18.92% 7 | 37 |
| 4. Quality of instruction | 0.00% 0 | 0.00% 0 | 8.11% 3 | 29.73% 11 | 62.16% 23 | 37 |
| 5. Quality of advising by student services | 2.70% 1 | 2.70% 1 | 13.51% 5 | 40.54% 15 | 40.54% 15 | 37 |
| 6. Quality of advising by faculty | 0.00% 0 | 0.00% 0 | 10.81% 4 | 40.54% 15 | 48.65% 18 | 37 |
| 7. Opportunities to participate in undergraduate research | 5.41% 2 | 10.81% 4 | 27.03% 10 | 32.43% 12 | 24.32% 9 | 37 |
| 8. Internship/Co-op Opportunities | 0.00% 0 | 0.00% 0 | 5.41% 2 | 24.32% 9 | 70.27% 26 | 37 |
| 9. Study abroad opportunities | 5.41% 2 | 13.51% 5 | 18.92% 7 | 35.14% 13 | 27.03% 10 | 37 |
| 10. Job opportunities after graduation | 0.00% 0 | 0.00% 0 | 2.70% 1 | 21.62% 8 | 75.68% 28 | 37 |
| 11. Construction Management Career Fairs | 0.00% 0 | 0.00% 0 | 8.11% 3 | 24.32% 9 | 67.57% 25 | 37 |
| 12. Construction Management Student Organization | 0.00% 0 | 0.00% 0 | 8.11% 3 | 54.05% 20 | 37.84% 14 | 37 |
| 13. Laboratory facilities and equipment | 2.70% 1 | 0.00% 0 | 18.92% 7 | 45.95% 17 | 32.43% 12 | 37 |
| 14. Computer facilities | 0.00% 0 | 0.00% 0 | 10.81% 4 | 51.35% 19 | 37.84% 14 | 37 |
| 15. Computer Lab availability after hours | 0.00% 0 | 0.00% 0 | 16.22% 6 | 29.73% 11 | 54.05% 20 | 37 |
| 16. Administrative responsiveness to student concerns | 0.00% 0 | 0.00% 0 | 11.11% 4 | 33.33% 12 | 55.56% 20 | 36 |

Q4 Once again, listed below are various aspects of the Construction Management Program. Now please rate them according to your level of SATISFACTION within the construction management program.

Answered: 37 Skipped: 5



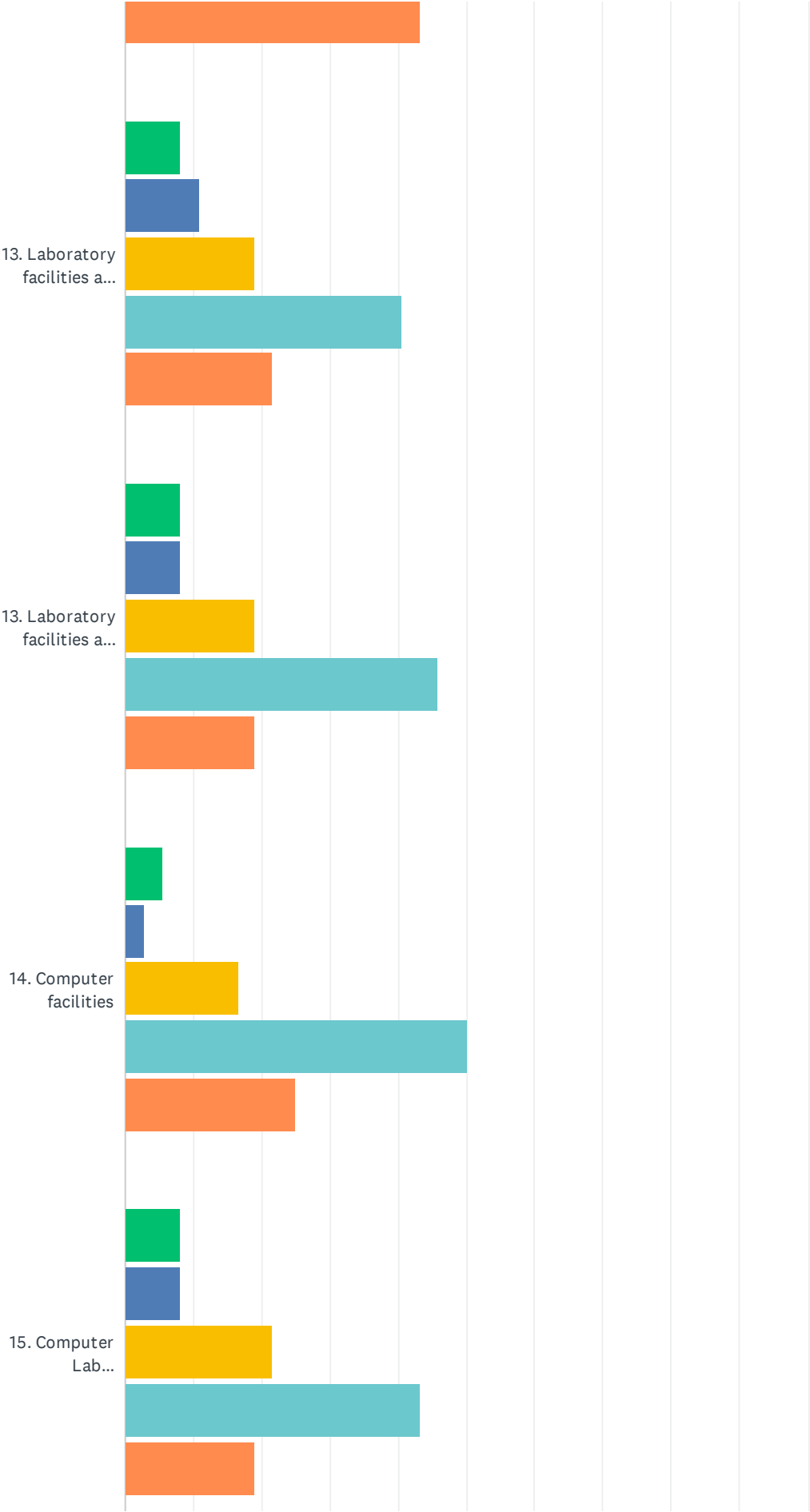
Spring 2022 Construction Management Senior Exit Survey



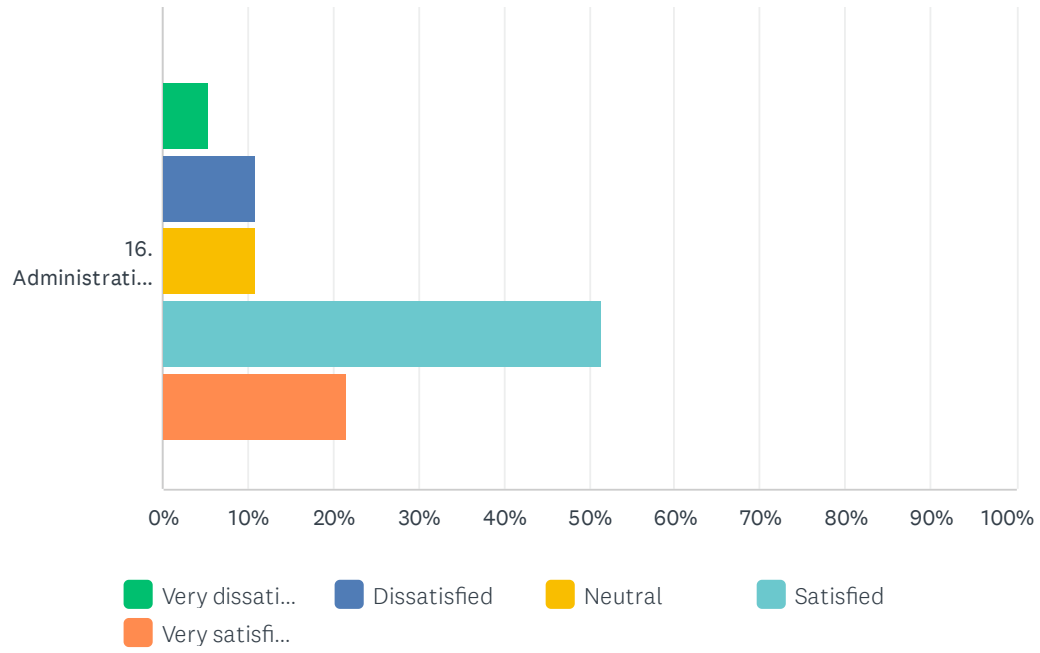
Spring 2022 Construction Management Senior Exit Survey



Spring 2022 Construction Management Senior Exit Survey



Spring 2022 Construction Management Senior Exit Survey

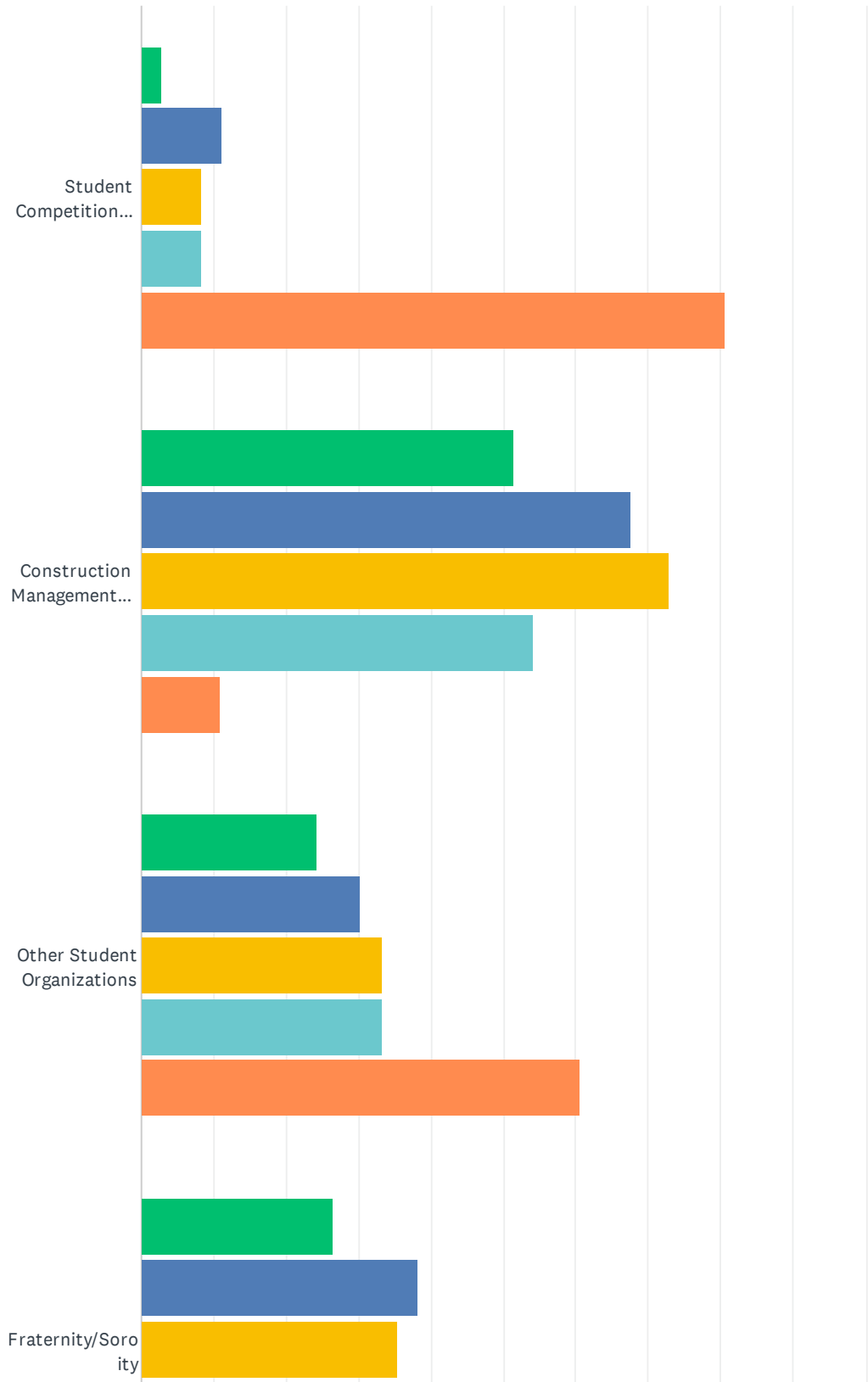


Spring 2022 Construction Management Senior Exit Survey

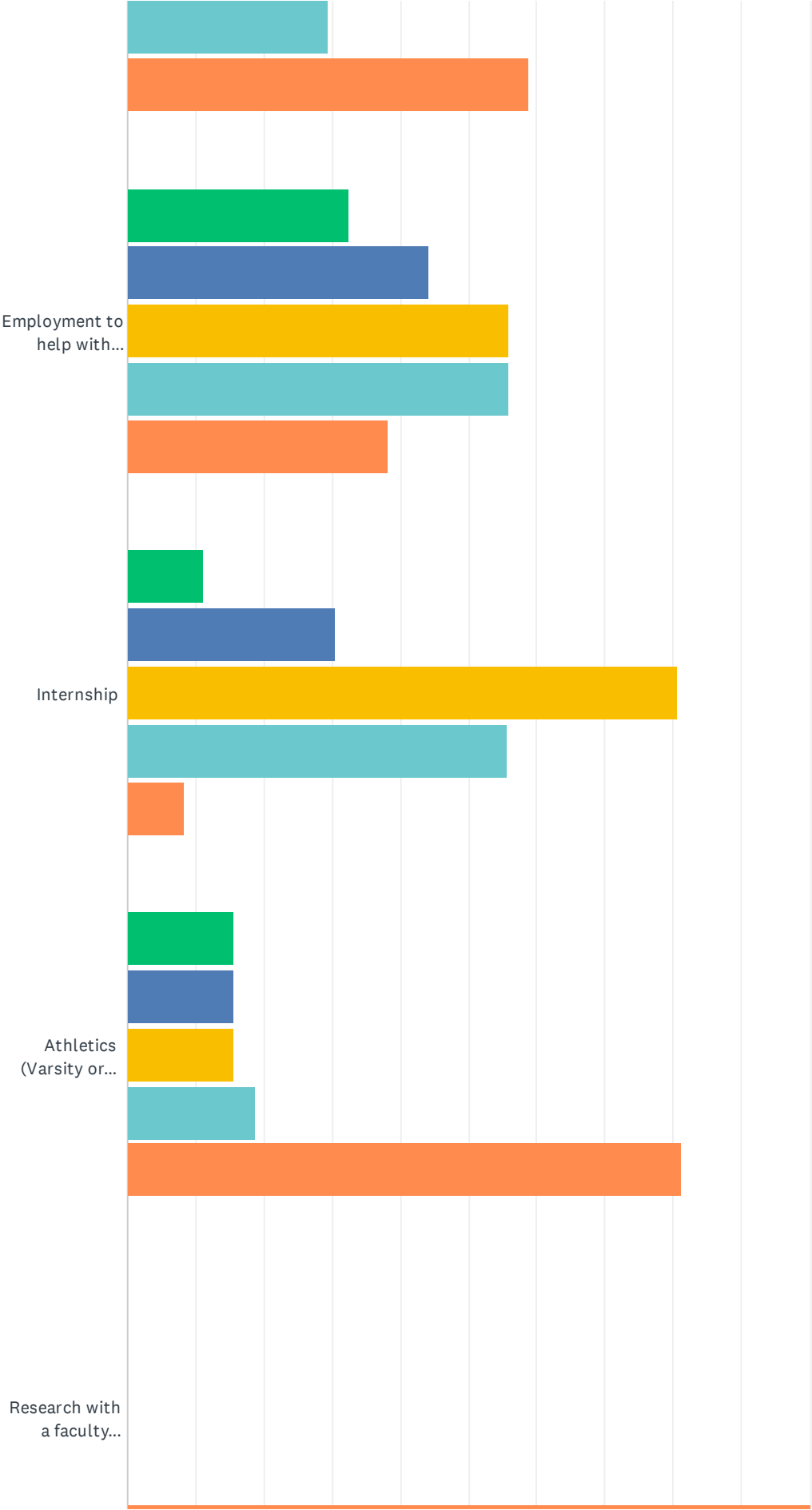
| | VERY DISSATISFIED | DISSATISFIED | NEUTRAL | SATISFIED | VERY SATISFIED | TOTAL | WEIGHTED AVERAGE |
|---|----------------------|--------------|--------------|--------------|-------------------|-------|---------------------|
| 1. Availability of the courses you wanted to take | 0.00% 0 | 2.70% 1 | 27.03% 10 | 40.54% 15 | 29.73% 11 | 37 | 3.97 |
| 2. Flexibility of the construction management curriculum | 0.00% 0 | 2.70% 1 | 13.51% 5 | 59.46% 22 | 24.32% 9 | 37 | 4.05 |
| 3. Size of classes | 0.00% 0 | 0.00% 0 | 16.22% 6 | 56.76% 21 | 27.03% 10 | 37 | 4.11 |
| 4. Quality of instruction | 0.00% 0 | 8.11% 3 | 13.51% 5 | 48.65% 18 | 29.73% 11 | 37 | 4.00 |
| 5. Quality of advising by student services | 2.70% 1 | 8.11% 3 | 21.62% 8 | 48.65% 18 | 18.92% 7 | 37 | 3.73 |
| 6. Quality of advising by faculty | 0.00% 0 | 5.41% 2 | 21.62% 8 | 43.24% 16 | 29.73% 11 | 37 | 3.97 |
| 7. Opportunities to participate in undergraduate research | 5.56% 2 | 0.00% 0 | 41.67% 15 | 36.11% 13 | 16.67% 6 | 36 | 3.58 |
| 8. Internship/Co-op Opportunities | 0.00% 0 | 2.70% 1 | 16.22% 6 | 32.43% 12 | 48.65% 18 | 37 | 4.27 |
| 9. Study abroad opportunities | 8.11% 3 | 5.41% 2 | 43.24% 16 | 24.32% 9 | 18.92% 7 | 37 | 3.41 |
| 10. Job opportunities after graduation | 0.00% 0 | 2.70% 1 | 8.11% 3 | 48.65% 18 | 40.54% 15 | 37 | 4.27 |
| 11. Construction Management Career Fairs | 0.00% 0 | 0.00% 0 | 8.11% 3 | 32.43% 12 | 59.46% 22 | 37 | 4.51 |
| 12. Construction Management Student Organization | 0.00% 0 | 2.70% 1 | 18.92% 7 | 35.14% 13 | 43.24% 16 | 37 | 4.19 |
| 13. Laboratory facilities and equipment | 8.11% 3 | 10.81% 4 | 18.92% 7 | 40.54% 15 | 21.62% 8 | 37 | 3.57 |
| 13. Laboratory facilities and equipment | 8.11% 3 | 8.11% 3 | 18.92% 7 | 45.95% 17 | 18.92% 7 | 37 | 3.59 |
| 14. Computer facilities | 5.56% 2 | 2.78% 1 | 16.67% 6 | 50.00% 18 | 25.00% 9 | 36 | 3.86 |
| 15. Computer Lab availability after hours | 8.11% 3 | 8.11% 3 | 21.62% 8 | 43.24% 16 | 18.92% 7 | 37 | 3.57 |
| 16. Administrative responsiveness to student concerns | 5.41% 2 | 10.81% 4 | 10.81% 4 | 51.35% 19 | 21.62% 8 | 37 | 3.73 |

Q5 In which years, during college, did you actively participate in any of the following? (Mark all the years that you participated)

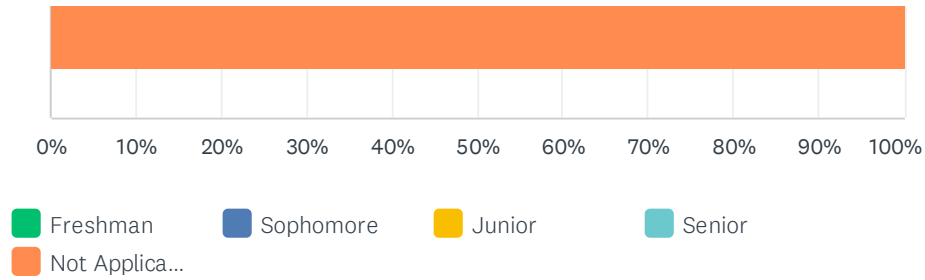
Answered: 37 Skipped: 5



Spring 2022 Construction Management Senior Exit Survey



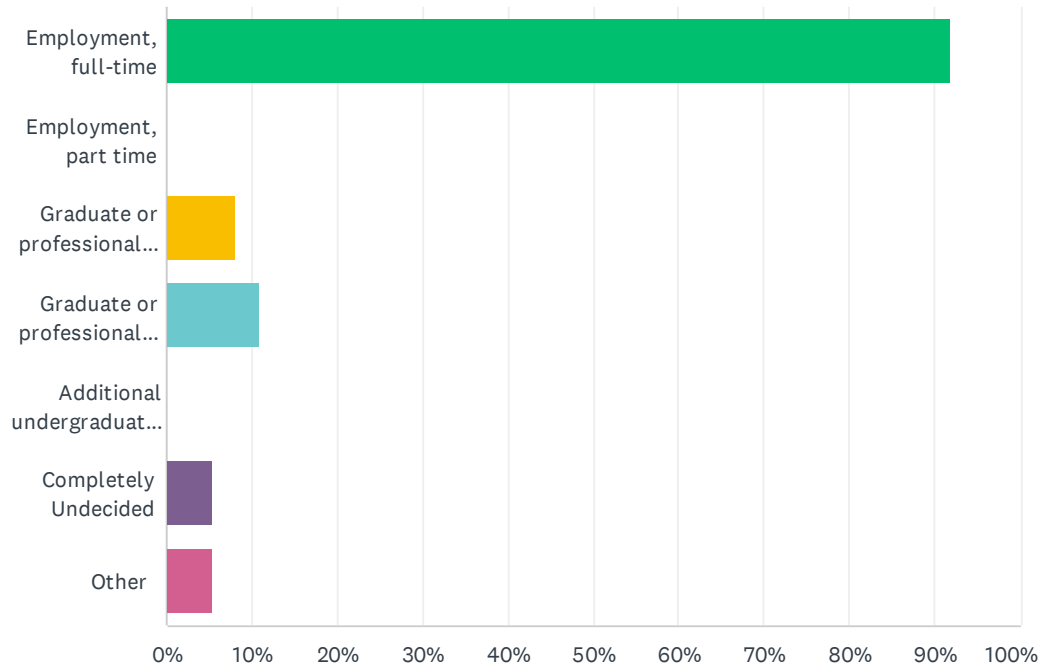
Spring 2022 Construction Management Senior Exit Survey



| | FRESHMAN | SOPHOMORE | JUNIOR | SENIOR | NOT APPLICABLE | TOTAL RESPONDENTS |
|---|--------------|--------------|--------------|--------------|----------------|-------------------|
| Student Competition Project (MCAA, ABC, U of C, etc.) | 2.78% 1 | 11.11% 4 | 8.33% 3 | 8.33% 3 | 80.56% 29 | 36 |
| Construction Management Student Organization | 51.35% 19 | 67.57% 25 | 72.97% 27 | 54.05% 20 | 10.81% 4 | 37 |
| Other Student Organizations | 24.24% 8 | 30.30% 10 | 33.33% 11 | 33.33% 11 | 60.61% 20 | 33 |
| Fraternity/Soroity | 26.47% 9 | 38.24% 13 | 35.29% 12 | 29.41% 10 | 58.82% 20 | 34 |
| Employment to help with college costs | 32.35% 11 | 44.12% 15 | 55.88% 19 | 55.88% 19 | 38.24% 13 | 34 |
| Internship | 11.11% 4 | 30.56% 11 | 80.56% 29 | 55.56% 20 | 8.33% 3 | 36 |
| Athletics (Varsity or Club) | 15.63% 5 | 15.63% 5 | 15.63% 5 | 18.75% 6 | 81.25% 26 | 32 |
| Research with a faculty member | 0.00% 0 | 0.00% 0 | 0.00% 0 | 0.00% 0 | 100.00% 33 | 33 |

Q6 What is MOST LIKELY to be your PRINCIPLE activity after graduation? (Mark no more than two answers)

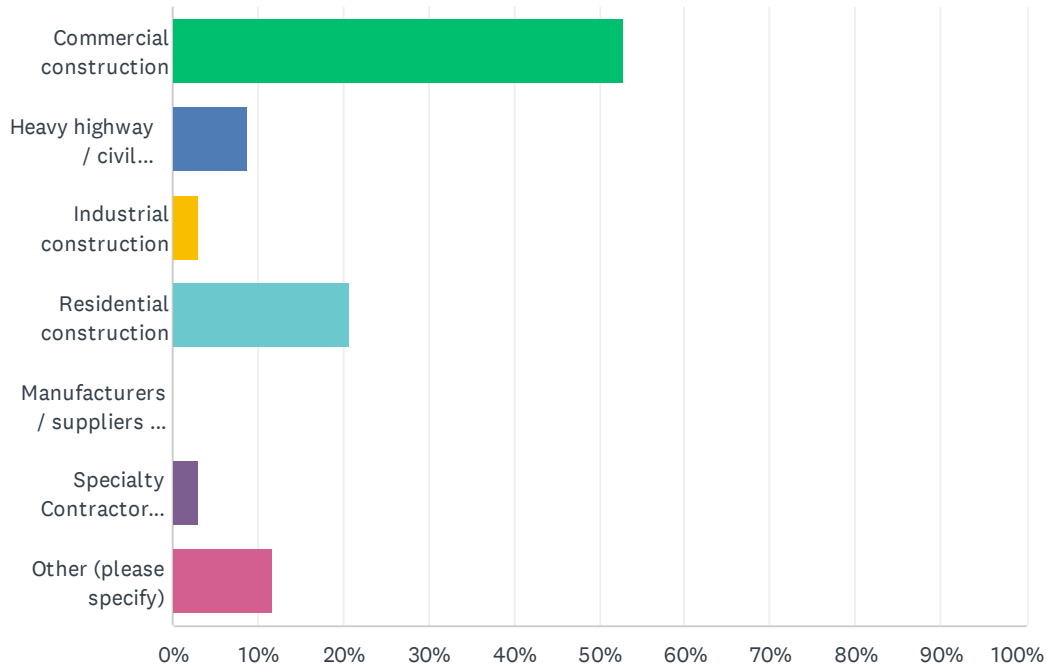
Answered: 37 Skipped: 5



| ANSWER CHOICES | RESPONSES | |
|--|-----------|----|
| Employment, full-time | 91.89% | 34 |
| Employment, part time | 0.00% | 0 |
| Graduate or professional school, full-time | 8.11% | 3 |
| Graduate or professional school, part-time | 10.81% | 4 |
| Additional undergraduate coursework | 0.00% | 0 |
| Completely Undecided | 5.41% | 2 |
| Other | 5.41% | 2 |
| Total Respondents: 37 | | |

Q7 If employment will be your PRIMARY activity after graduation, tell us about your current plans.

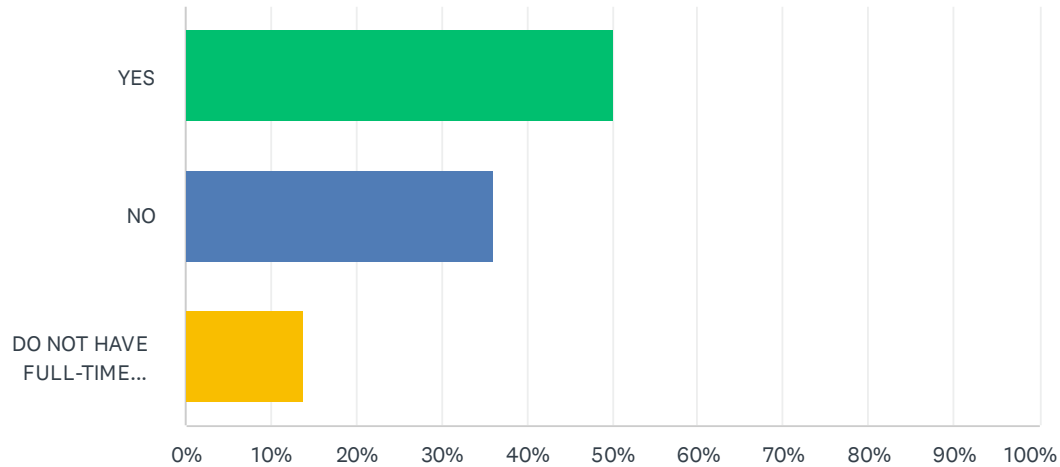
Answered: 34 Skipped: 8



| ANSWER CHOICES | RESPONSES | |
|---|-----------|----|
| Commercial construction | 52.94% | 18 |
| Heavy highway / civil construction | 8.82% | 3 |
| Industrial construction | 2.94% | 1 |
| Residential construction | 20.59% | 7 |
| Manufacturers / suppliers of construction materials | 0.00% | 0 |
| Specialty Contractor (MEP) | 2.94% | 1 |
| Other (please specify) | 11.76% | 4 |
| TOTAL | | 34 |

Q8 Did your internship lead to full-time employment with the same company?

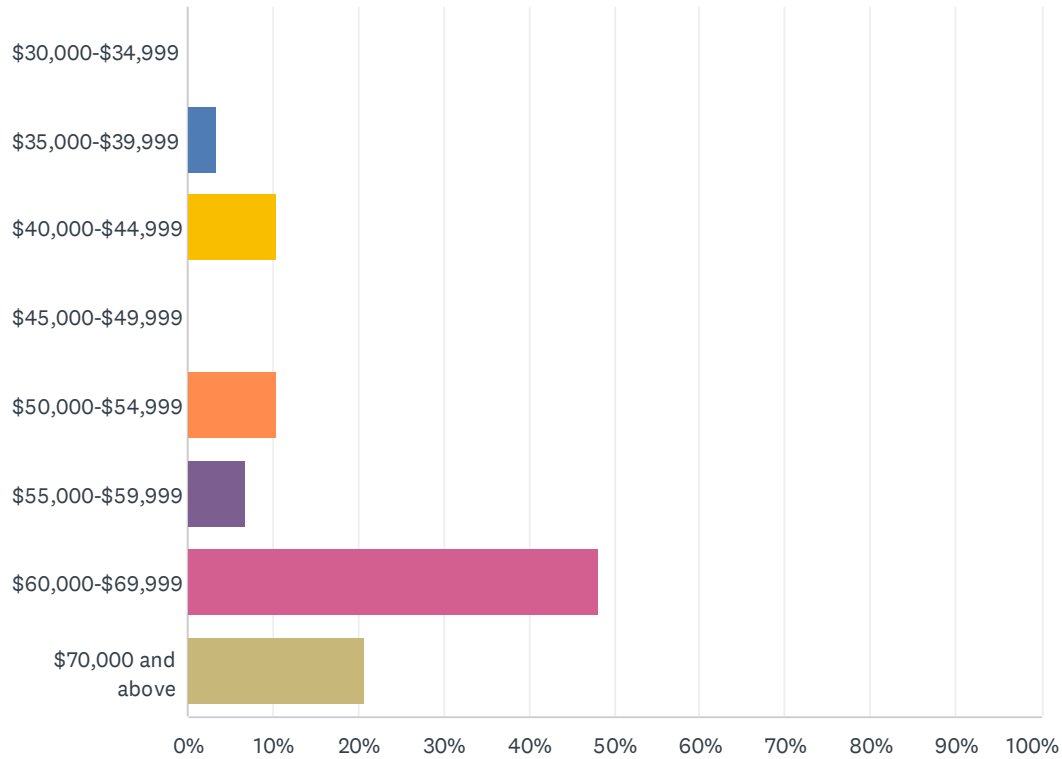
Answered: 36 Skipped: 6



| ANSWER CHOICES | RESPONSES | |
|----------------------------------|-----------|----|
| YES | 50.00% | 18 |
| NO | 36.11% | 13 |
| DO NOT HAVE FULL-TIME EMPLOYMENT | 13.89% | 5 |
| TOTAL | | 36 |

Q9 If you have already secured a full-time job upon graduation please share your starting salary range.

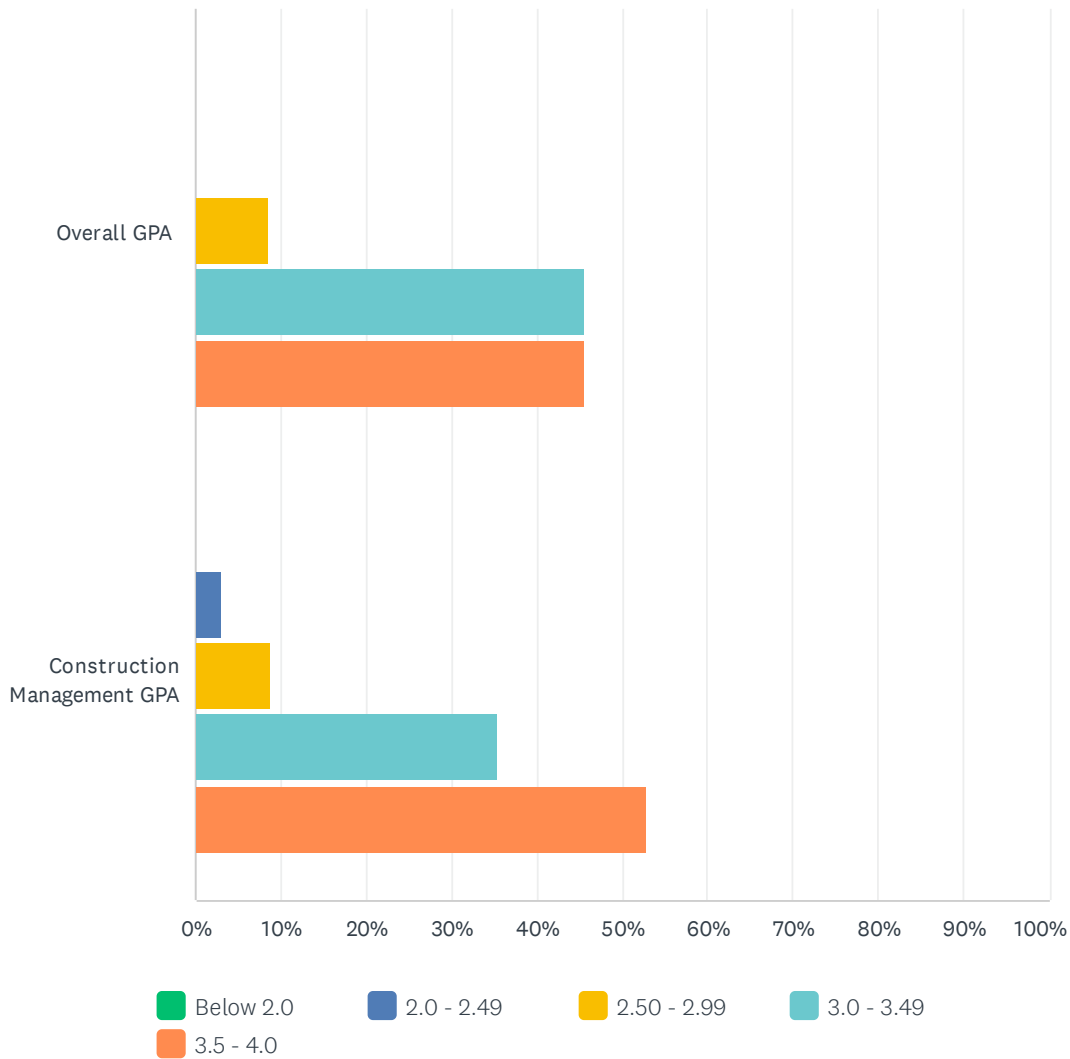
Answered: 29 Skipped: 13



| ANSWER CHOICES | RESPONSES | |
|--------------------|-----------|----|
| \$30,000-\$34,999 | 0.00% | 0 |
| \$35,000-\$39,999 | 3.45% | 1 |
| \$40,000-\$44,999 | 10.34% | 3 |
| \$45,000-\$49,999 | 0.00% | 0 |
| \$50,000-\$54,999 | 10.34% | 3 |
| \$55,000-\$59,999 | 6.90% | 2 |
| \$60,000-\$69,999 | 48.28% | 14 |
| \$70,000 and above | 20.69% | 6 |
| TOTAL | | 29 |

Q10 What is your current GPA?

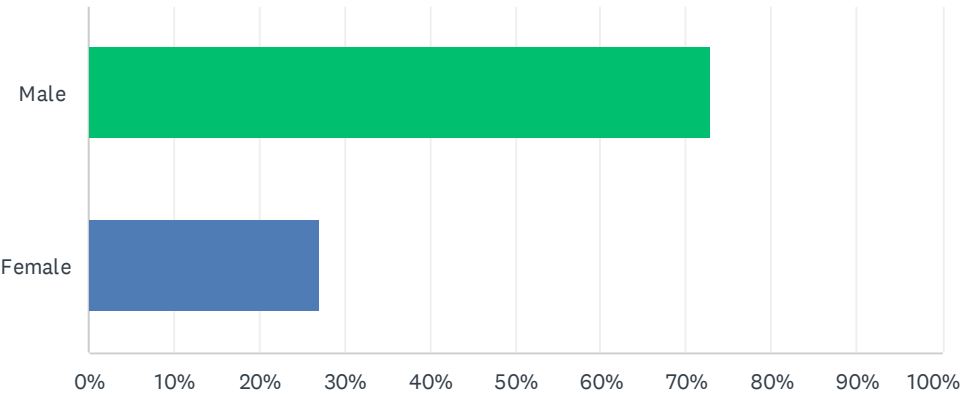
Answered: 36 Skipped: 6



| | BELOW 2.0 | 2.0 - 2.49 | 2.50 - 2.99 | 3.0 - 3.49 | 3.5 - 4.0 | TOTAL |
|-----------------------------|------------|------------|-------------|--------------|--------------|-------|
| Overall GPA | 0.00% 0 | 0.00% 0 | 8.57% 3 | 45.71% 16 | 45.71% 16 | 35 |
| Construction Management GPA | 0.00% 0 | 2.94% 1 | 8.82% 3 | 35.29% 12 | 52.94% 18 | 34 |

Q11 What is your gender?

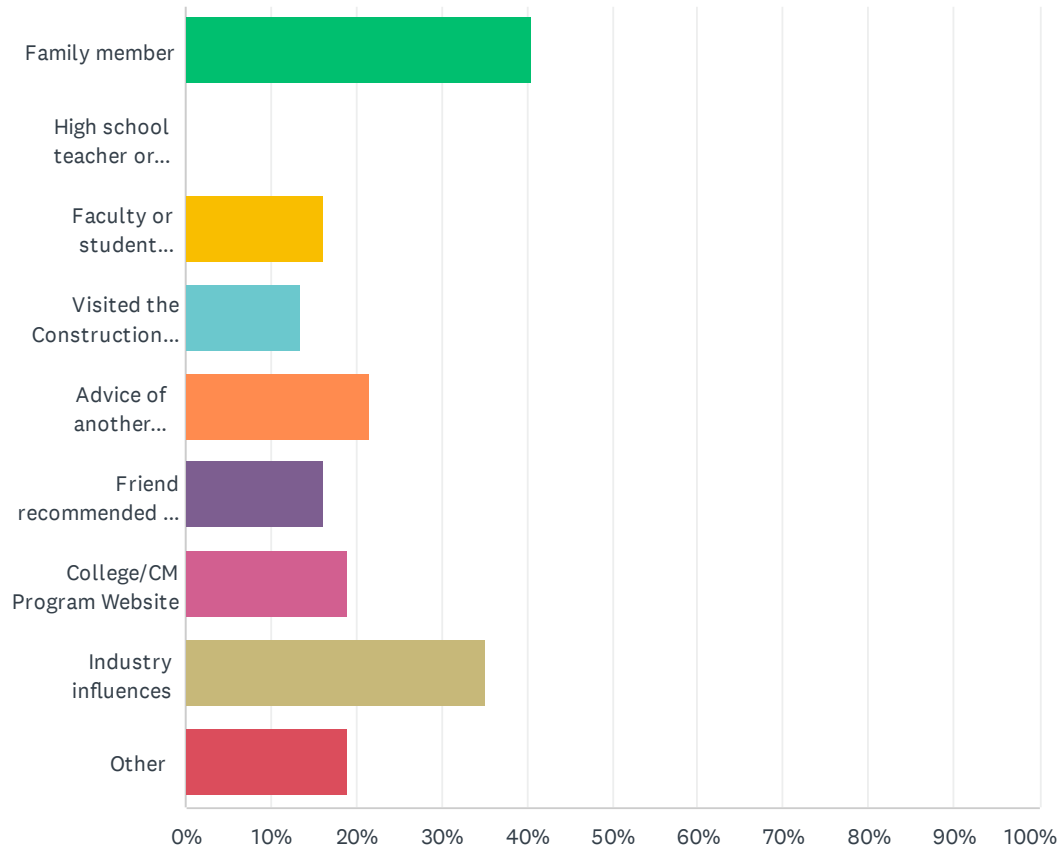
Answered: 37 Skipped: 5



| ANSWER CHOICES | RESPONSES | |
|----------------|-----------|----|
| Male | 72.97% | 27 |
| Female | 27.03% | 10 |
| TOTAL | | 37 |

Q12 Which of the following contributed to your interest in Kent State's Construction Management Program? (check all that apply)

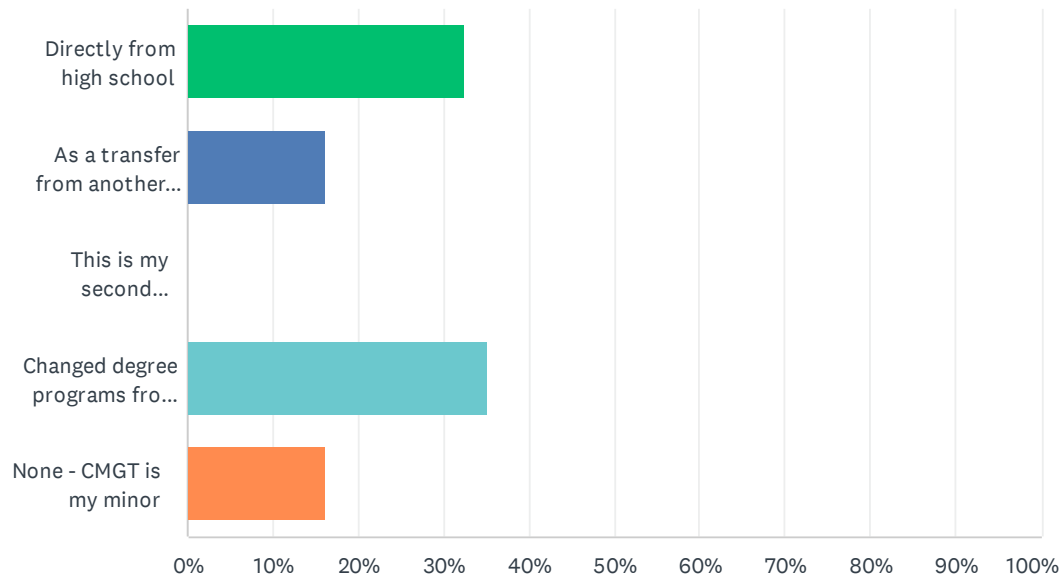
Answered: 37 Skipped: 5



| ANSWER CHOICES | RESPONSES | |
|--|-----------|----|
| Family member | 40.54% | 15 |
| High school teacher or advisor | 0.00% | 0 |
| Faculty or student services advisor | 16.22% | 6 |
| Visited the Construction Management program as a high school student | 13.51% | 5 |
| Advice of another Construction Management student/graduate | 21.62% | 8 |
| Friend recommended the program | 16.22% | 6 |
| College/CM Program Website | 18.92% | 7 |
| Industry influences | 35.14% | 13 |
| Other | 18.92% | 7 |
| Total Respondents: 37 | | |

Q13 How were you admitted to the program? (select one)

Answered: 37 Skipped: 5



| ANSWER CHOICES | RESPONSES | |
|--|-----------|----|
| Directly from high school | 32.43% | 12 |
| As a transfer from another institution | 16.22% | 6 |
| This is my second baccalaureate degree | 0.00% | 0 |
| Changed degree programs from within Kent State (list previous degree program in Other box below) | 35.14% | 13 |
| None - CMGT is my minor | 16.22% | 6 |
| TOTAL | | 37 |

Q14 Based on your undergraduate experience, what were the primary strengths of your Construction Management education?

Answered: 26 Skipped: 16

Q15 Based on your undergraduate experience, what were the primary weaknesses of your Construction Management education?

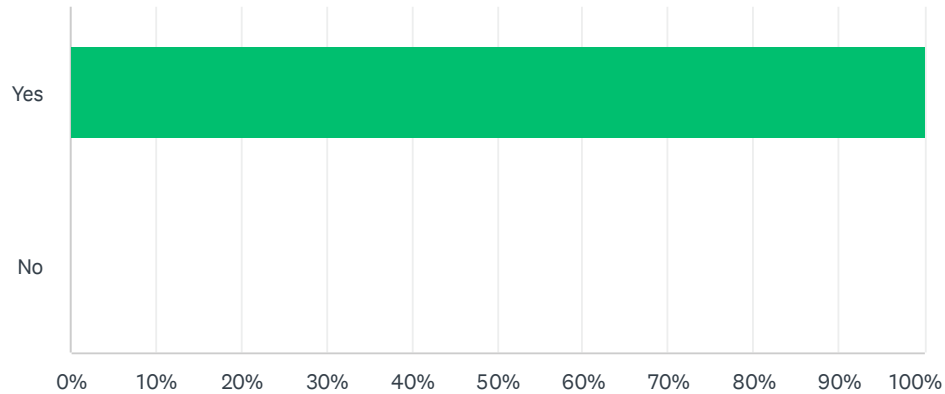
Answered: 27 Skipped: 15

Q16 If you could only suggest one thing that should be done to improve the Construction Management Program at Kent State what would it be?

Answered: 25 Skipped: 17

Q17 Would you recommend the BS in Construction Management program to a friend, a colleague, or another student?

Answered: 34 Skipped: 8



| ANSWER CHOICES | RESPONSES | |
|----------------|-----------|----|
| Yes | 100.00% | 34 |
| No | 0.00% | 0 |
| TOTAL | | 34 |