

Cultivating Student Engagement through Dynamic Lecturing



**Center for Teaching and
Learning at Kent State**


Facilitators



Sarah Beal, PhD | she/her
Professional Development Specialist
CTL & Graduate College



Nicole Willey, PhD | she/her
Associate Director CTL
Professor of English



Goals

- Highlight the importance of purpose, structure, and engagement in a lecture
- Examine engagement strategies
- Select one small thing you will try in your next lecture

Before we begin...

- Who gave the best lectures in your education? What was it about them that spoke to you?
- Do you plan to lecture? Why?
- Is lecture the best/ only way to teach your discipline?



When Should You Lecture?

To provide foundational information quickly

To convey information that would be dangerous to teach in any other way

To model disciplinary-based thinking

To provide information about how an active learning exercise will be carried out

When students are interested in a topic and have a foundation of knowledge

What Makes a Good Lecture?

Mini Lectures
interspersed with
active learning.



Keys to an Effective Lecture



PURPOSE



STRUCTURE



ENGAGEMENT


Keys to an Effective Lecture



PURPOSE



STRUCTURE



ENGAGEMENT

Purpose

Why should
your learners
care?



What value
are they
getting?



Making purpose clearer as you go. . .

What is the best way to check for student understanding?

- A.** Pause, make eye contact, check for attention.
- B.** Ask open-ended questions of the whole class, including readings if possible.
- C.** Create a multiple choice question students can vote on.
- D.** All of the above, in combination or separately, throughout the lecture.


Keys to an Effective Presentation



PURPOSE



STRUCTURE



ENGAGEMENT

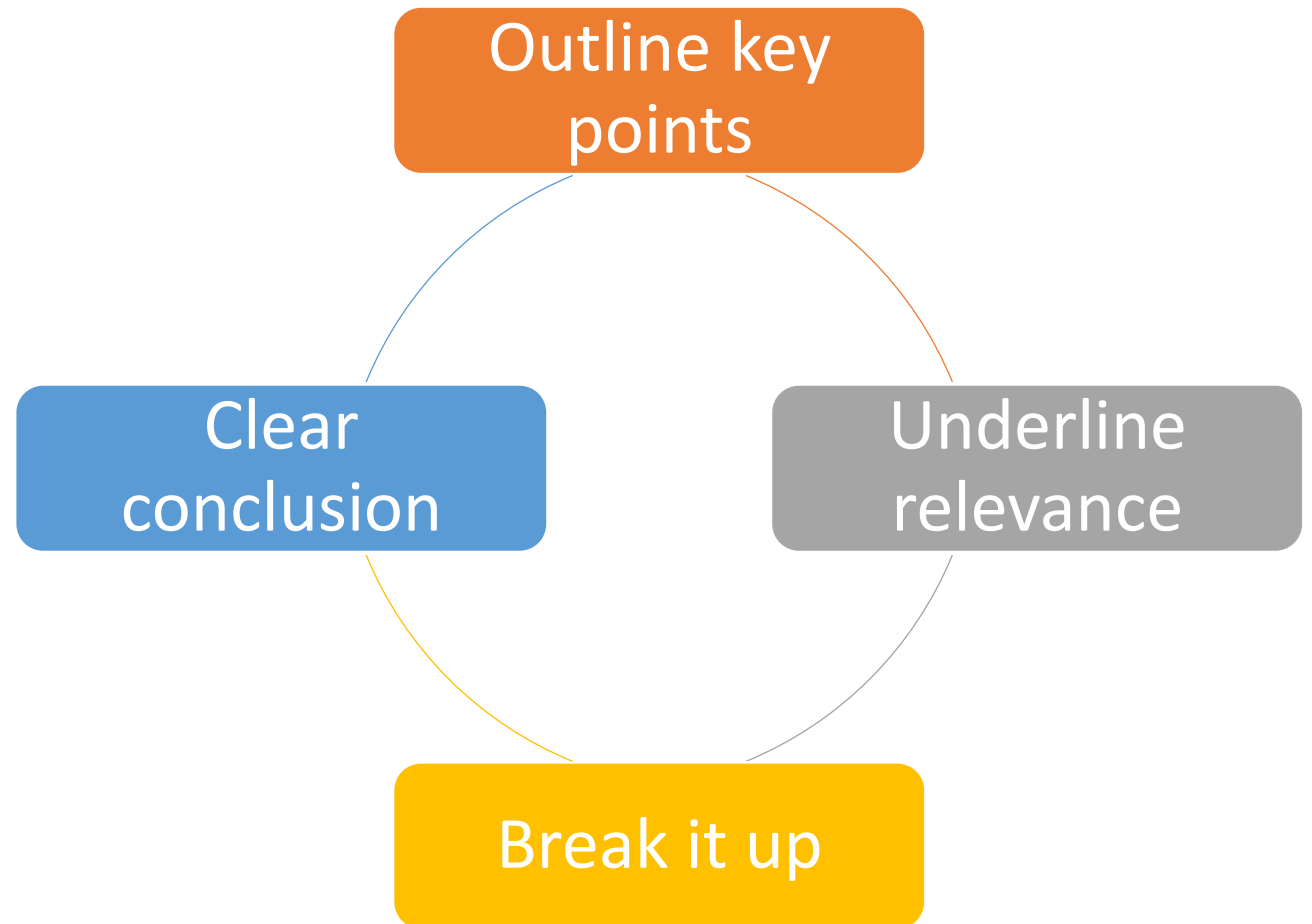


Structure: Introduction

- Today, we will discuss...
- What do you already know about...
- What did we learn last class?
- Start with an activity or story
- Start with a question pertaining to topic/pose a problem
- Figure out students' assumptions



Structure: Road Signs



Structure: Closing the Learning Loop



- How do you know if students have learned/ understand?
- Consider: Time for Q and A, One Question Quiz, One minute Paper, Muddiest Point

Closing the Loop

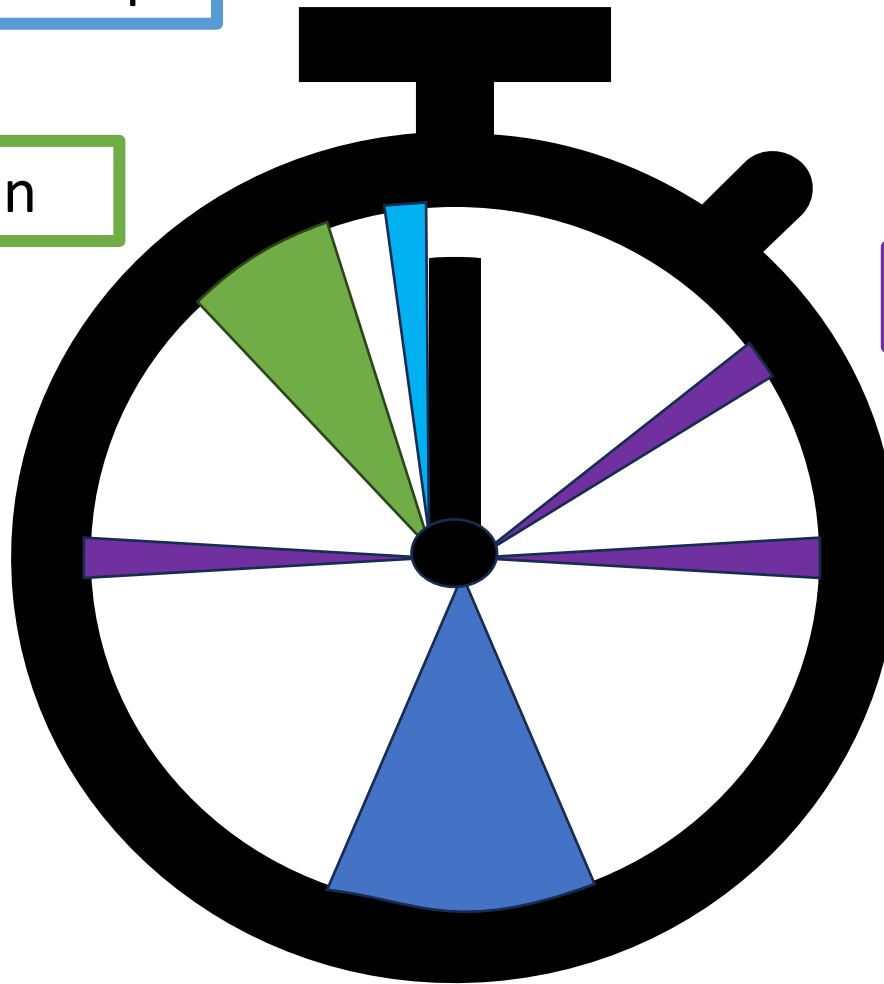
Closing the loop discussion

Quick check-ins

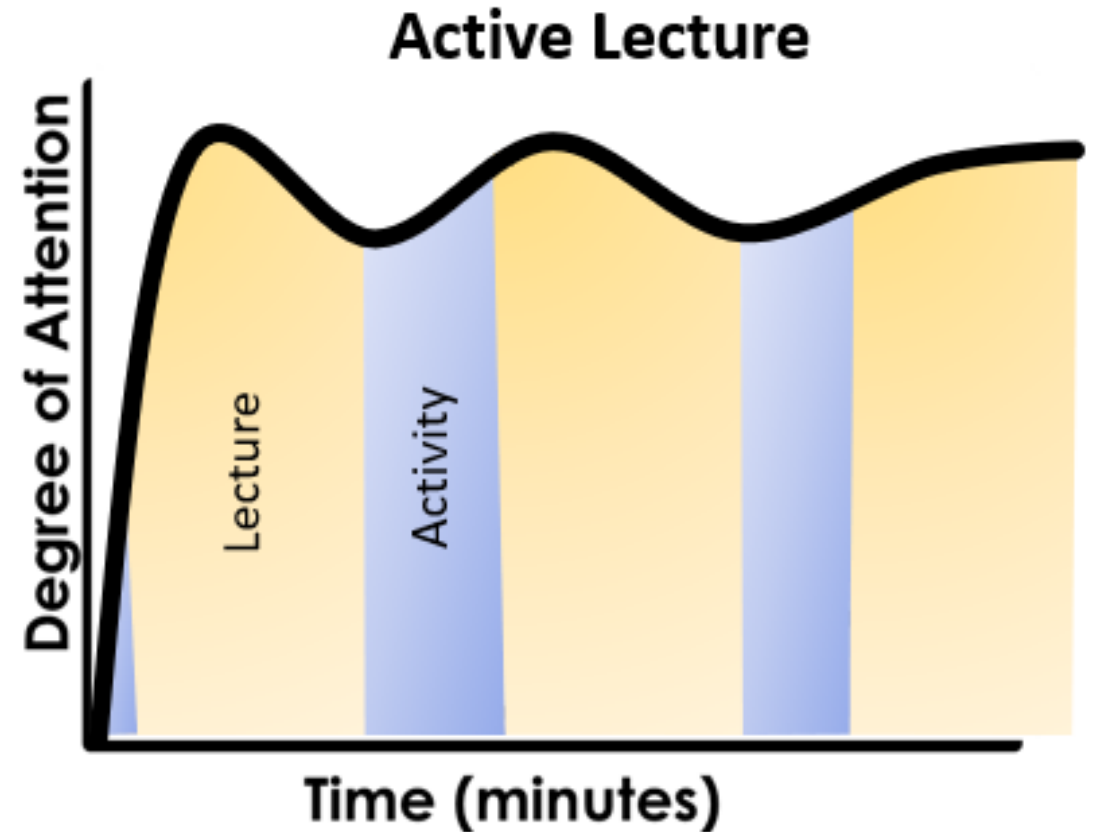
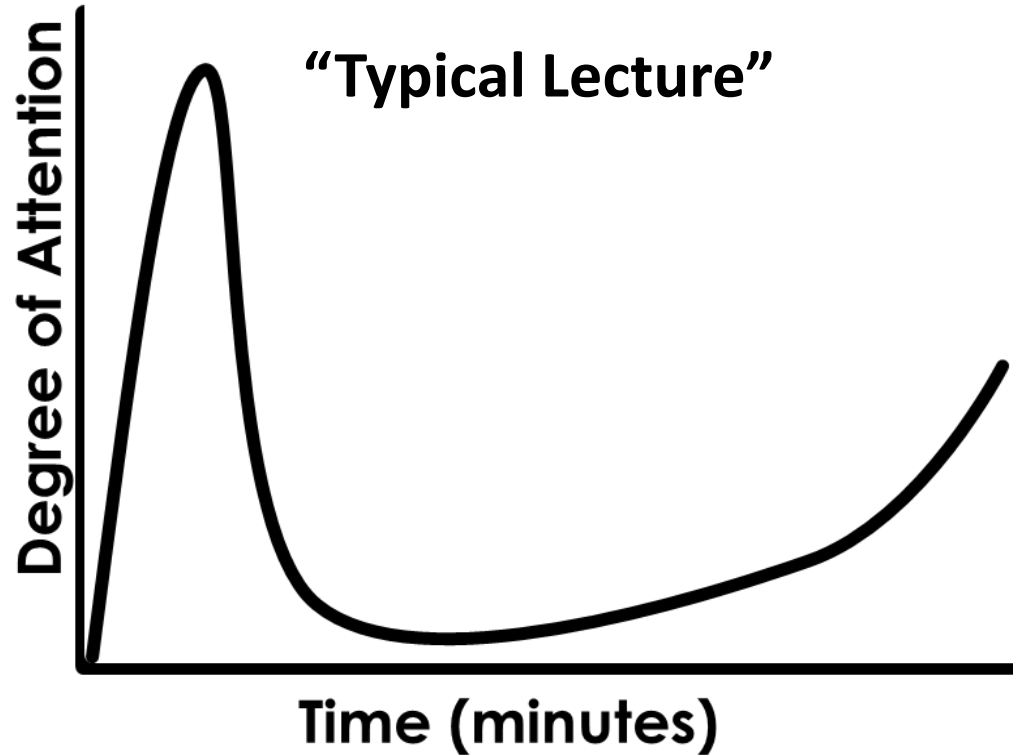
Quick check-ins

Quick check-ins

Application activity/discussion



Lecture Actively




A close-up photograph of a hand pulling a white exit ticket from a black slot in a bright yellow wall. The slot has a glowing yellow triangle above it. The ticket has some text and a barcode on it.

Exit Ticket/
Muddiest Point

Keys to an Effective Presentation



PURPOSE



STRUCTURE



ENGAGEMENT



Why does engagement
matter?



How can you keep
your learners
engaged?

Chatterfall!





Engagement Strategies

- Think Pair Share
- Question Asking
- One Minute Paper
- Case Studies
- Chatterfall

Content delivery is still
important!

Engagement: Mini-Lectures



Keys to an Effective Lecture



PURPOSE



STRUCTURE



ENGAGEMENT



Lecturing Persona

- How do you want to be perceived by your students?
- Be true to yourself
- Share the struggle
- Share your passion
- Story-telling

5 Helpful Tips for Lectures



Tip 1:

Avoid Reading



Tip 2:

Slow Down



Tip 3:

Use Your Space



Tip 4:

Mix It Up- timings, tone, media



Tip 5:

Pay Attention to Your Audience

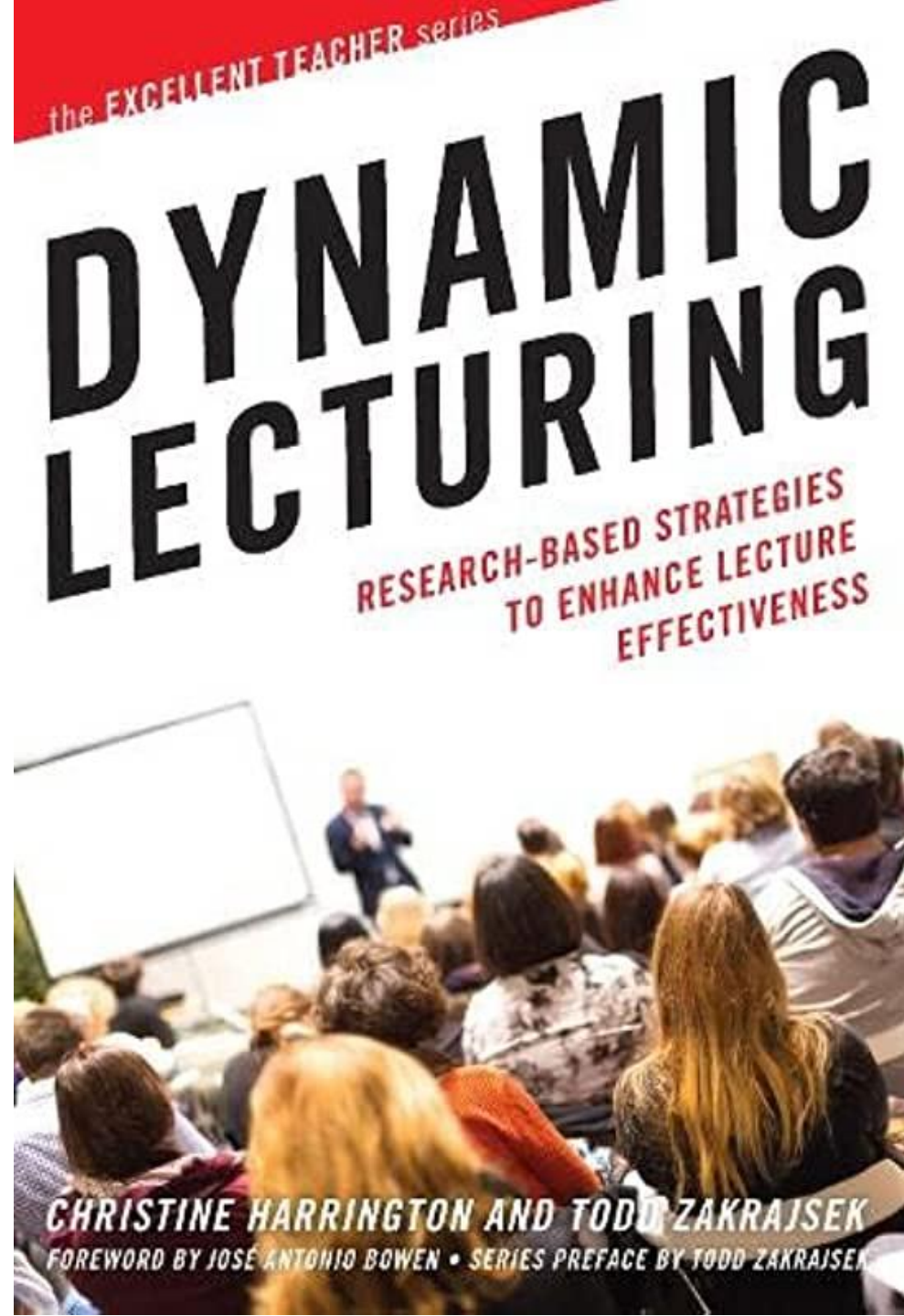


Other tips?



PowerPoint Design

- This is a tool for THEM, not for you
- You cannot read and listen at the same time
- Large font, large images
- Know your room
- Accessibility



Recap

1. Make it meaningful
 2. Give it structure
 3. Capture and maintain their attention
- Other tips from: “Twenty Ways to Make Lectures More Participatory.” The Derek Bok Center for Teaching and Learning, Harvard University.

One Small Thing

Chatterfall



Teaching Recognition Awards!



1. Learn something
2. Make a plan
3. Schedule a consultation



<https://www.kent.edu/ctl/teaching-recognition-awards>

Center for Teaching and Learning



www.kent.edu/ctl

ctl@kent.edu

- Workshops
- 1:1 Consultations
- Teaching Tools in a Flash
- Monthly Newsletter
- Resources