



**LIFE**  
ON THE MOVE

## Where can I find step-by-step instructions on how to create a shortcut to access *Life On the Move* from my smart phone or tablet?

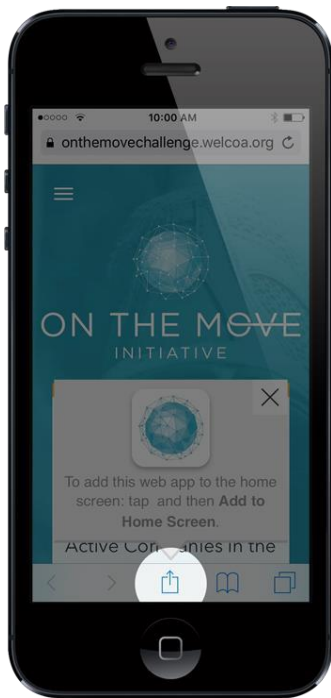
The first time you access the site from your phone or tablet, it will prompt you to add the shortcut to your home screen and walk you through the steps. Please see the steps below for [iOS](#) and [Android](#).

### iOS (iPhone / iPad)

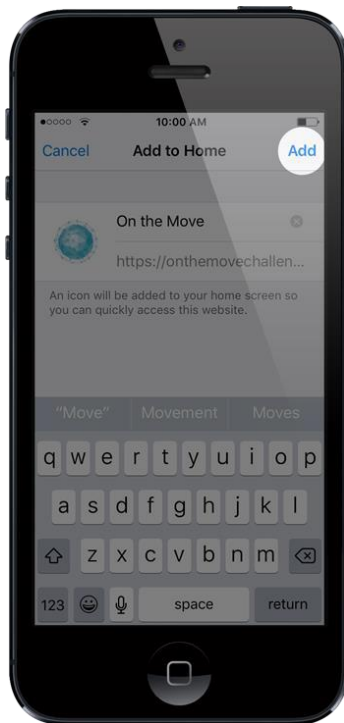
Visit <https://onthemovemonthly.welcoa.org> from your smart phone or tablet.



To add the app to your home screen, tap the menu icon as instructed.



When the menu of options opens, choose “Add to Home Screen”

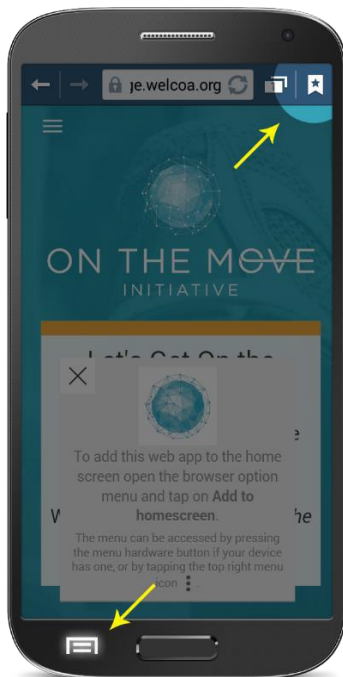


## Android Devices

Visit <https://onthemovemonthly.welcoa.org> from your smart phone or tablet.



To add the app to your home screen, tap the menu icon in either the top-right or use the device's hardware menu button (see below).



When the menu of options opens, choose "Add shortcut to home."

